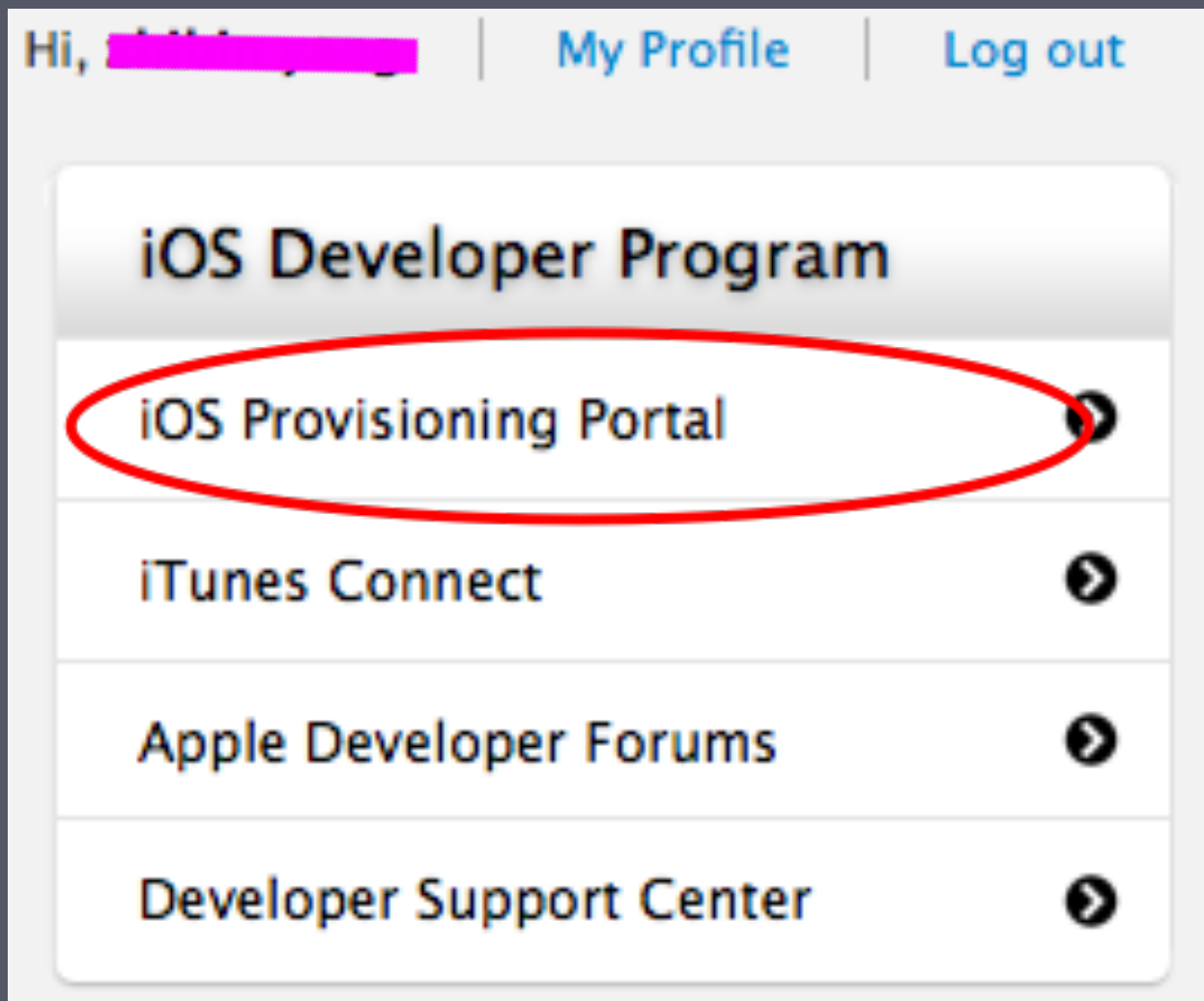


第二十一章：真机调试和发布程序

第一部分：真机调试



供应门户

iTunes链接

开发者论坛

技术支持中心

Overview – iOS Provisioning Po...

+

Overview – iOS Provisioning Po...

https://developer.apple.com/ios/manage/overview/index.action

☆

↺

Google

🏠

★

Developer

TechnologiesResourcesProgramsSupportMember Center

Search Developer

iOS Provisioning Portal

Welcome, zhibin yangEdit ProfileLog out

Provisioning Portal

Go to iOS Dev Center

Home

Certificates

Devices

App IDs

Provisioning

Distribution

Welcome to the iOS Provisioning Portal

The iOS Provisioning Portal is designed to take you through the necessary steps to test your applications on iOS devices and prepare them for distribution.

!

Visit the Member Center for Team, Account, and Program info

The new Member Center is now your destination for:

- Sending invitations to join your development team and editing existing development team members.
- Requesting or purchasing Technical Support.
- Viewing account information, such as your Team ID, profile, and Program details.

[Visit the Member Center now](#)

Get your application on an iOS with the Development Provisioning Assistant

As a Program Admin, you can use the Development Provisioning Assistant to create and install a Provisioning Profile and iOS Development Certificate needed to build and install applications you're developing for iOS devices.

[Launch Assistant](#)

Portal Resources

[Program User Guide](#)

How-To's

[Obtaining your Certificate](#)
[View video](#)

[Assigning Devices](#)
[View video](#)

[Creating your App IDs](#)
[View video](#)

[Creating Provisioning Profiles](#)
[View video](#)

Support Resources

[iTunes Connect Support](#)

Find answers to questions about the iTunes Connect system, including uploading your application or finding a Finance Report.

[Technical Support](#)

Receive code-level, technical assistance for your specific development issue.

[Developer Support](#)

Contact us for general inquiries, including Program questions, account issues and change of contact information.

1.1安装开发证书

Certificates – iOS Provisioning Portal – Apple Developer

Certificates – iOS Provisioning ...

+

⏮ ⏭

Ⓜ http://developer.apple.com/ios/manage/certificates/team/index.action

★ ⌵ ↺

🌐 Google 🔍

🏠

Ⓜ ⌵

🍏 Developer

TechnologiesResourcesProgramsSupportMember Center

🔍 Search Developer

iOS Provisioning Portal

Welcome, zhibin yang | Edit Profile | Log out

Provisioning Portal

Go to iOS Dev Center

Home

Certificates

Devices

App IDs

Provisioning

Distribution

Development

Distribution

History

How To

Current Development Certificates

📄 Your Certificate

Name	Provisioning Profiles	Expiration Date	Status	Action
⚠ You currently do not have a valid certificate				Request Certificate
*If you do not have the WWDR intermediate certificate installed, click here to download now.				



证书助理

证书信息

输入您正在请求的证书的相关信息。点按“继续”以从 CA 请求证书。

用户电子邮件地址:

常用名称:

CA 电子邮件地址:

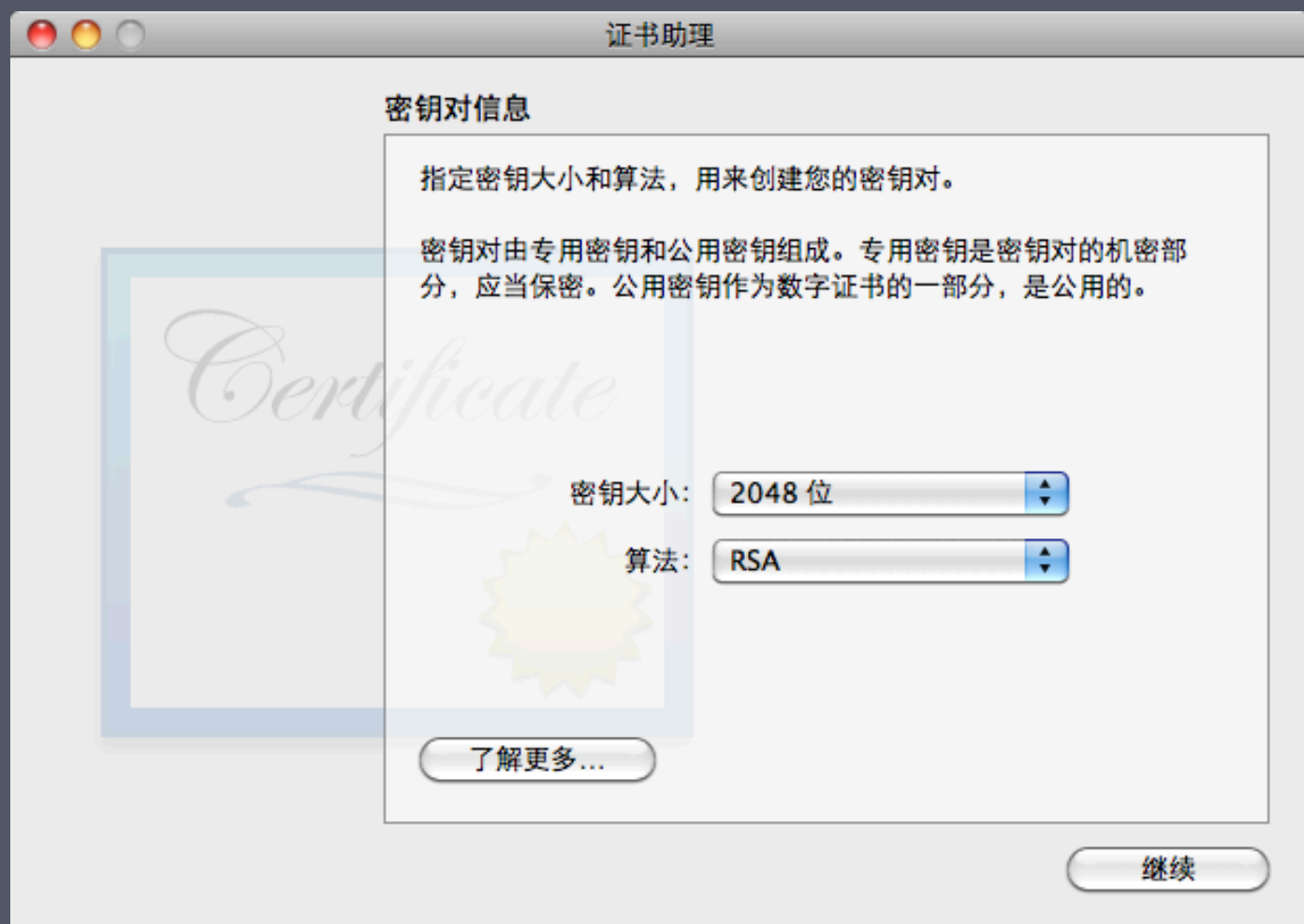
请求是:

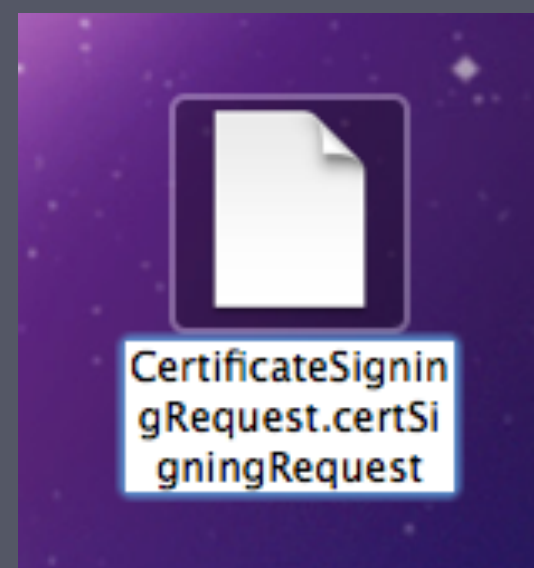
- ☐ 用电子邮件发送给 CA
- ☒ 存储到磁盘
- ☒ 让我指定密钥对信息

继续

这里的邮箱地址最好是你注册的 Apple Id

常用名称可以随便写





Certificates – iOS Provisioning Portal – Apple Developer

Certificates – iOS Provisioning ...

+

⏮ ⏭

Ⓜ http://developer.apple.com/ios/manage/certificates/team/index.action

★ ▼ ↻

🌐 Google

🔍

🏠

★ ▼

Provisioning Portal

Go to iOS Dev Center

Home

Certificates

Devices

App IDs

Provisioning

Distribution

Development

Distribution

History

How To

Current Development Certificates

📄 Your Certificate

Name	Provisioning Profiles	Expiration Date	Status	Action
⚠ You currently do not have a valid certificate				Request Certificate

*If you do not have the WWDR intermediate certificate installed, [click here to download now.](#)

http://developer.apple.com/ios/manage/certificates/team/create.action

Create Certificate - iOS Provisioning Portal - Apple Developer

Create Certificate - iOS Provisio...+http://developer.apple.com/ios/manage/certificates/team/create.actionGoogle

iOS Provisioning Portal

Welcome, zhibin yang | Edit Profile | Log out

Provisioning Portal

Go to iOS Dev Center

Home

Certificates

Devices

App IDs

Provisioning

Distribution

Development

Distribution

History

How To

Create iOS Development Certificate

The Development Certificate is used to sign a provisioning profile and associate a developer to a registered device. You may have only one active Development Certificate. To learn more, visit the Certificates section of the [Development Overview](#).

How to create a development certificate:

1. Generate a Certificate Signing Request (CSR) with a public key

In your Applications folder, open the Utilities folder and launch Keychain Access.

Choose Keychain Access > Certificate Assistant > Request a Certificate from a Certificate Authority.

In the Certificate Information window, enter or select the following information:

In the User Email Address field, enter your email address

In the Common Name field, enter your name

In the Request is group, select the Saved to disk option

Click Continue.

The Certificate Assistant saves a Certificate Signing Request (CSR) file to your Desktop.

The public/private key pair will be generated when you create the Certificate Signing Request (CSR) if you use the Key Chain Assistant to create the CSR.

2. Submit the CSR through the Provisioning Portal.

Click the Development tab

Upload the certificate by choosing the file

Click Submit

浏览...

件

(CertificateSigningRequest.certSigningRequest)

点击提交

选择刚才创建的文件

Submit

Certificates - iOS Provisioning Portal - Apple Developer

Certificates - iOS Provisioning ... 正在连接...

http://developer.apple.com/ios/manage/certificates/team/index.action Google

Developer Technologies Resources Programs Support Member Center Search Developer


iOS Provisioning Portal Welcome, zhibin yang Edit Profile Log out


Provisioning Portal Go to iOS Dev Center

Home Certificates Devices App IDs Provisioning Distribution

Development Distribution History How To

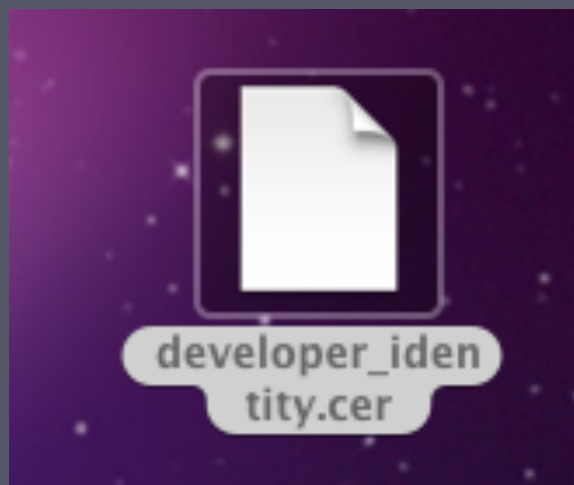
Current Development Certificates

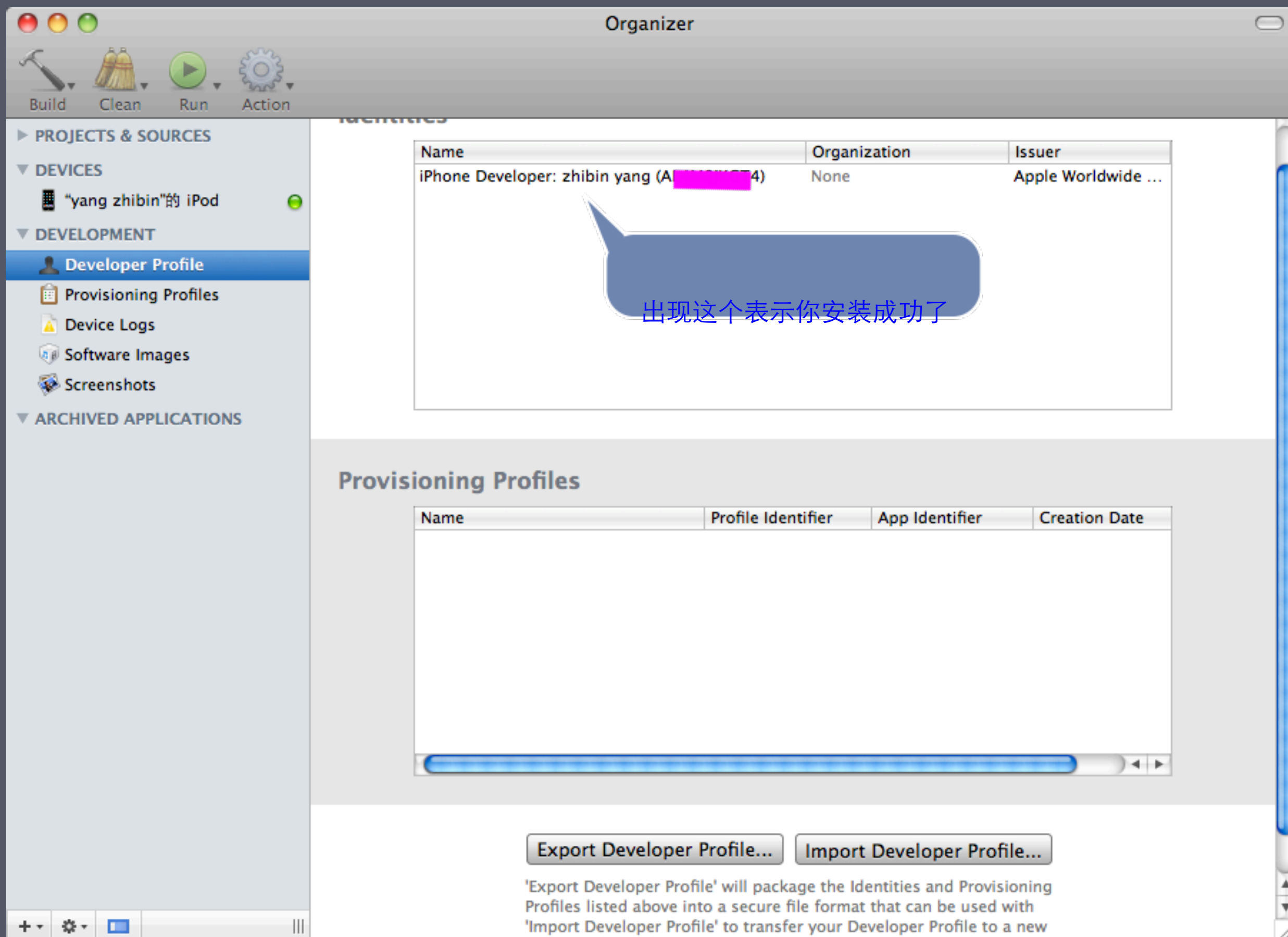
 **Your Certificate**

Name	Provisioning Profiles	Expiration Date	Status	Action
 zhibin yang		Apr 13, 2012	Issued	Download Revoke

*If you do not have the WWDR intermediate certificate installed, [click here to download](#)

这时间就生成了一个证书，点击Download将证书下载下来





1.2 添加设备

Devices - iOS Provisioning Portal - Apple Developer

Devices - iOS Provisioning Port... +

http://developer.apple.com/ios/manage/devices/index.action

Google

Developer

Technologies Resources Programs Support Member Center Search Developer

iOS Provisioning Portal

Welcome, zhibin yang Edit Profile Log out

Provisioning Portal

Go to iOS Dev Center

Home Certificates **Devices** App IDs Provisioning Distribution

Manage History How To

Current Registered Devices

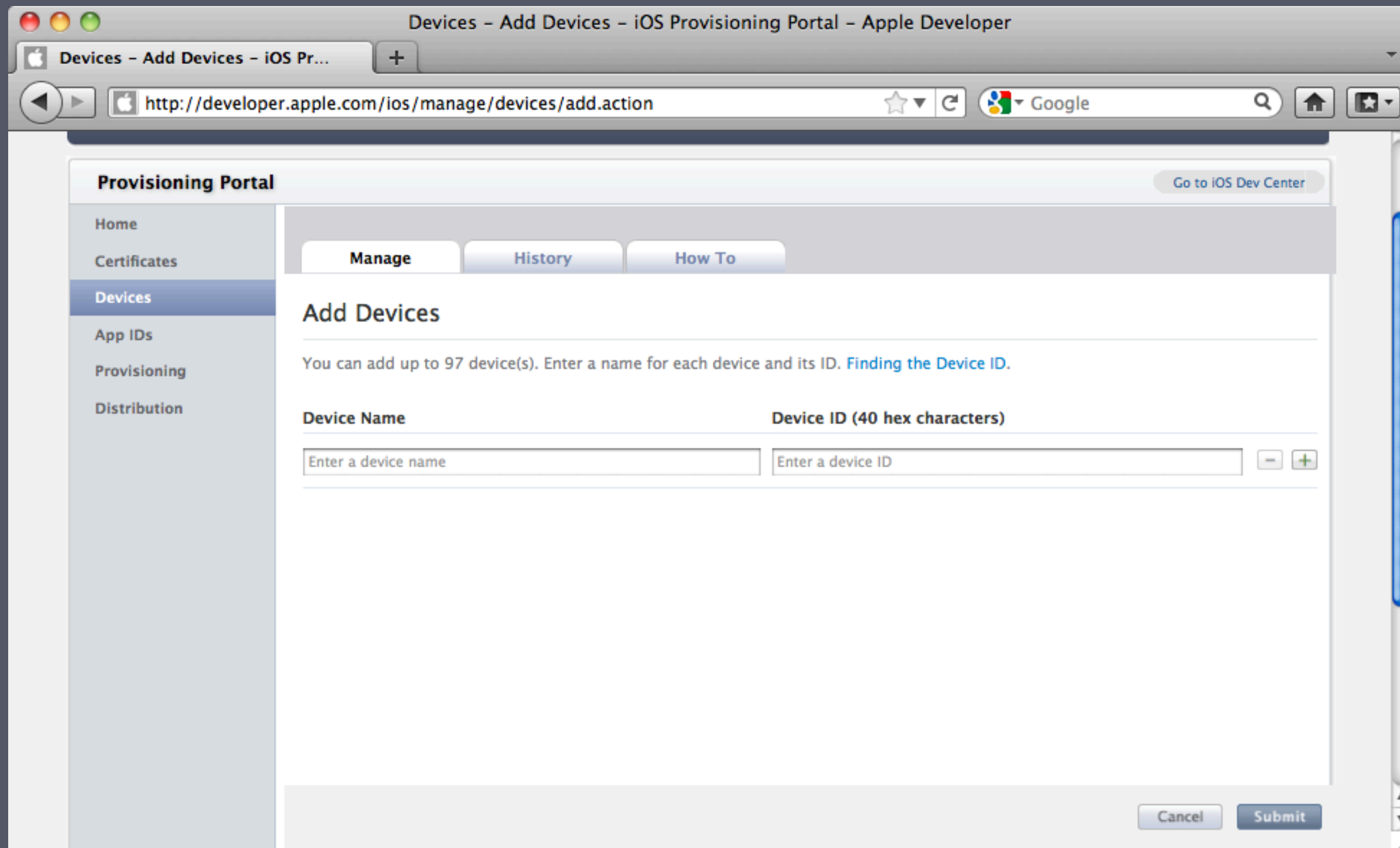
Upload Devices **Add Devices**

You can register 97 additional devices.
You can register up to 100 devices per year for development purposes. Any devices added towards your maximum number of registered devices per year. [Learn more](#)

<input type="checkbox"/>	Device Name	Device ID	Profiles	Actions
<input type="checkbox"/>	"yang zhibin"的 iPod	63235cede080af1ba30201b39d...	0 (Details)	Edit

Remove Selected

单击添加设备



1.3 添加开发Provisioning Profiles

Provisioning Profiles – iOS Provisioning Portal – Apple Developer

Provisioning Profiles – iOS Prov...+http://developer.apple.com/ios/manage/provisioningprofiles/index.actionGoogle

DeveloperTechnologiesResourcesProgramsSupportMember CenterSearch Developer

iOS Provisioning PortalWelcome, zhibin yangEdit ProfileLog out

Provisioning PortalGo to iOS Dev Center

HomeCertificatesDevicesApp IDsProvisioningDistribution

DevelopmentDistributionHistoryHow To

Development Provisioning ProfilesNew Profile

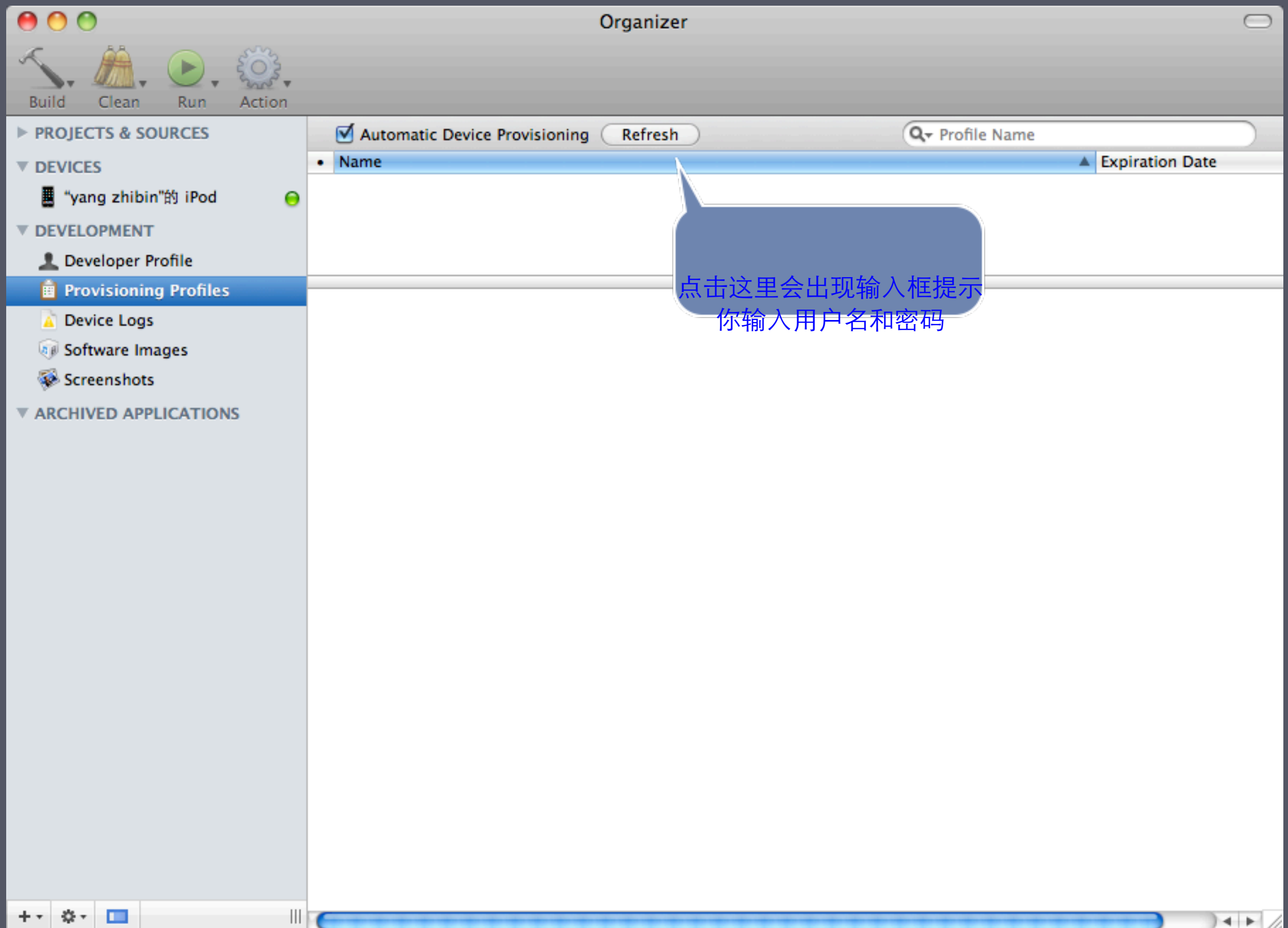
Provisioning Profile	App ID	Status	Actions
<div><div></div><div>You currently do not have any Provisioning Profiles</div></div>			

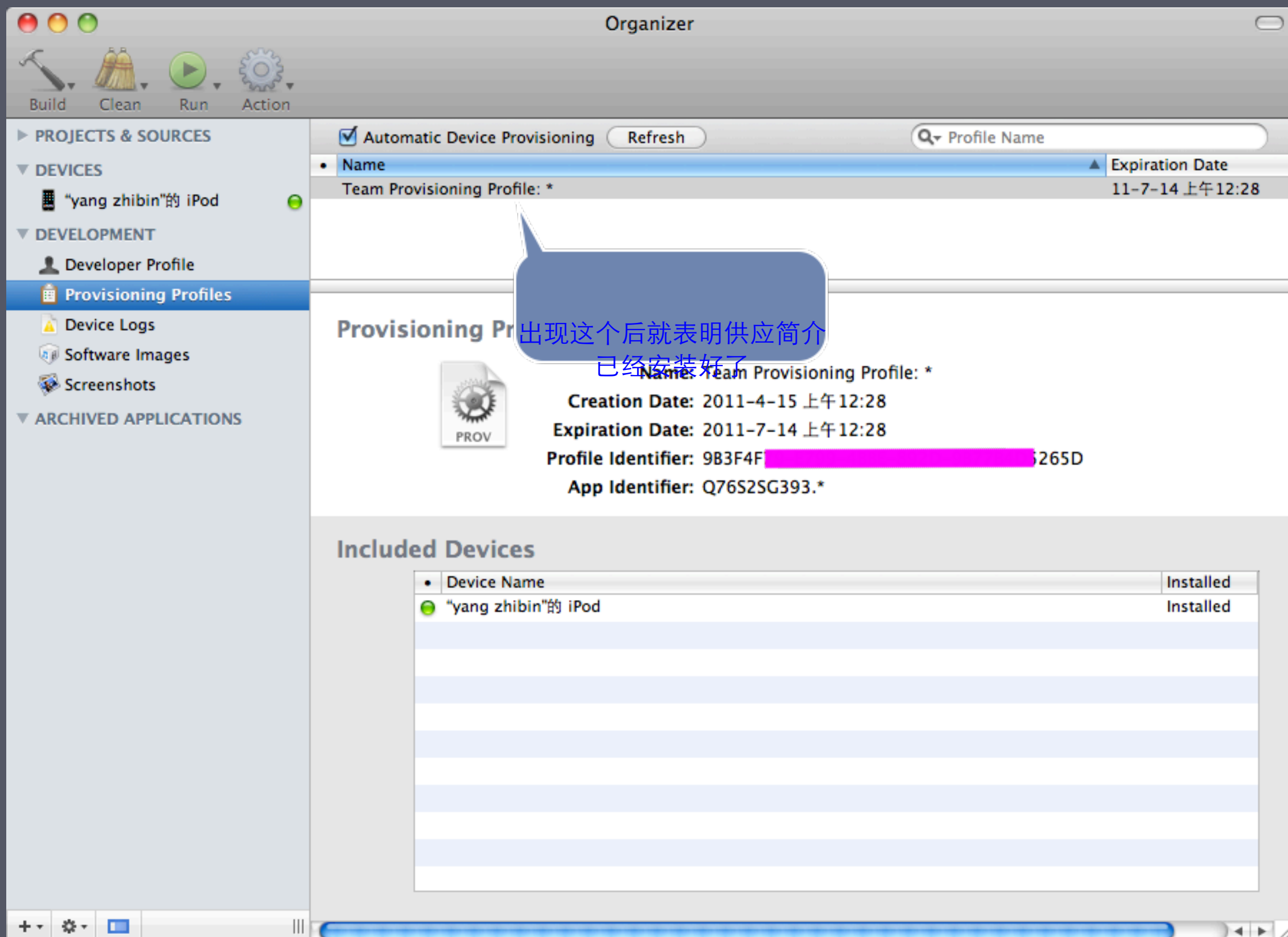
Shop the Apple Online Store (1-800-MY-APPLE), visit an Apple Retail Store, or find a reseller.

Mailing ListsRSS Feeds

Copyright © 2011 Apple Inc. All rights reserved. | Terms of Use | Privacy Policy

一般我们不在这个地方
添加供应商简介





Provisioning Profiles - iOS Provisioning Portal - Apple Developer

Provisioning Profiles - iOS Prov...Certificates - iOS Provisioning ...

http://developer.apple.com/ios/manage/provisioningprofiles/index.action

Google

Developer

TechnologiesResourcesProgramsSupportMember Center

Search Developer

iOS Provisioning Portal

Welcome, zhibin yangEdit ProfileLog out

Provisioning Portal

Go to iOS Dev Center

HomeCertificatesDevicesApp IDsProvisioningDistribution

DevelopmentDistributionHistoryHow To

Development Provisioning Profiles

New Profile

Provisioning Profile	App ID	Status	Actions
<input type="checkbox"/> Team Provisioning Profile: *	Q76S...93.*	Active Managed by Xcode	<input type="checkbox"/> Download

Remove Selected

出现这个后就表明供应简介已经安装好了

Shop the Apple Online Store (1-800-MY-APPLE), visit an Apple Retail Store, or find a reseller.

Mailing ListsRSS Feeds

Copyright © 2011 Apple Inc. All rights reserved. | Terms of Use | Privacy Policy

BuildCleanRunAction

PROJECTS & SOURCES

DEVICES

- "yang zhibin"的 iPod

DEVELOPMENT

- Developer Profile
- Provisioning Profiles
- Device Logs
- Software Images
- Screenshots

ARCHIVED APPLICATIONS

No Distribution Certificate Found

No distribution certificate was found. Would you like Xcode to request a distribution certificate on your behalf?

CancelSubmit Request

Provisioning Profile

PROV

Name: Team Provis

Creation Date: 2011-4-15

Expiration Date: 2011-7-14

Profile Identifier: 9B3F4F79-E

App Identifier: Q76S2SG39

Included Devices

Device Name	Installed
"yang zhibin"的 iPod	Installed

这时出现一个提示窗口，他提示没有发现“发布证书”，是否要创建一个发布证书，这里点击“submit Request”来创建“发布证书”

Certificates - iOS Provisioning Portal - Apple Developer

Provisioning Profiles - iOS Prov... x Certificates - iOS Provisioning ... x +

http://developer.apple.com/ios/manage/certificates/team/distribute.action

Developer Technologies Resources Programs Support Member Center Search Developer


iOS Provisioning Portal Welcome, z [redacted] Edit Profile Log out

Provisioning Portal Go to iOS Dev Center

Home Certificates Devices App IDs Provisioning Distribution

Development **Distribution** History How To

Current Distribution Certificate

Name	Expiration Date	Provisioning Profiles	Status	Actions
 zhbin yang	Apr 13, 2012		Issued	Download Revoke

*If you do not have the WDR intermediate certificate installed, [click here to download now](#).

这时会在Distribution中看到了一个证书

Shop the [Apple Online Store](#) (1-800-MY-APPLE), visit an [Apple Retail Store](#), or find a [reseller](#). [Mailing Lists](#) | [RSS Feeds](#)

Copyright © 2011 Apple Inc. All rights reserved. | [Terms of Use](#) | [Privacy Policy](#)

第二部分：发布程序

2.1安装发布证书

Certificates - iOS Provisioning Portal - Apple Developer

Provisioning Profiles - iOS Prov...Certificates - iOS Provisioning ...

http://developer.apple.com/ios/manage/certificates/team/distribute.action

Google

Developer

TechnologiesResourcesProgramsSupportMember Center

Search Developer

iOS Provisioning Portal

Welcome, zhibin yangEdit ProfileLog out



Provisioning Portal

Go to iOS Dev Center

HomeCertificatesDevicesApp IDsProvisioningDistribution

DevelopmentDistributionHistoryHow To

Current Distribution Certificate

Name	Expiration Date	Provisioning Profiles	Status	Actions
  zhibin yang	Apr 13, 2012		Issued	Download Revoke

*If you do not have the WWDR intermediate certificate installed, [click here to download now.](#)

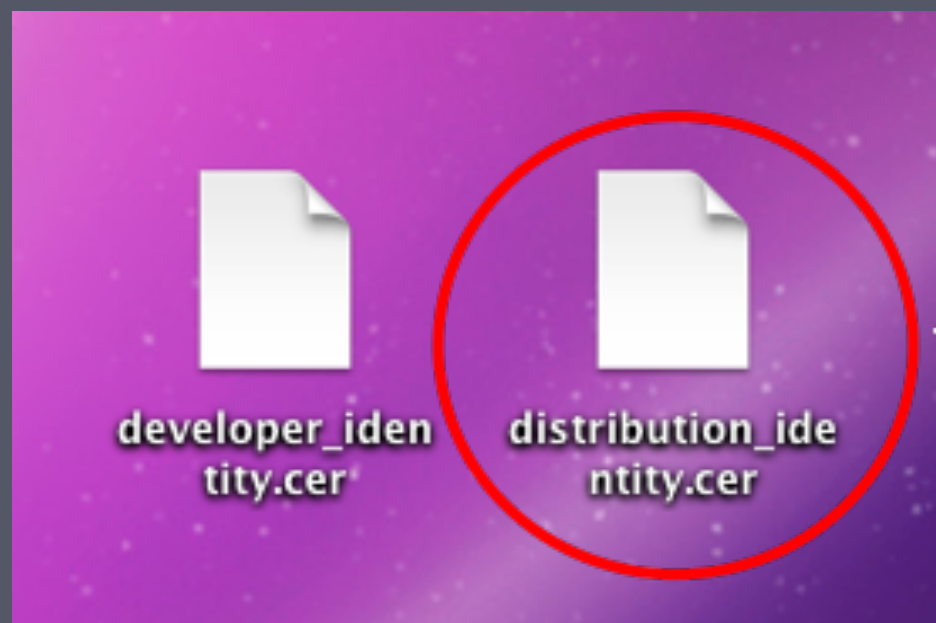
点击下载该证书

Shop the [Apple Online Store](#) (1-800-MY-APPLE), visit an [Apple Retail Store](#), or find a [reseller](#).

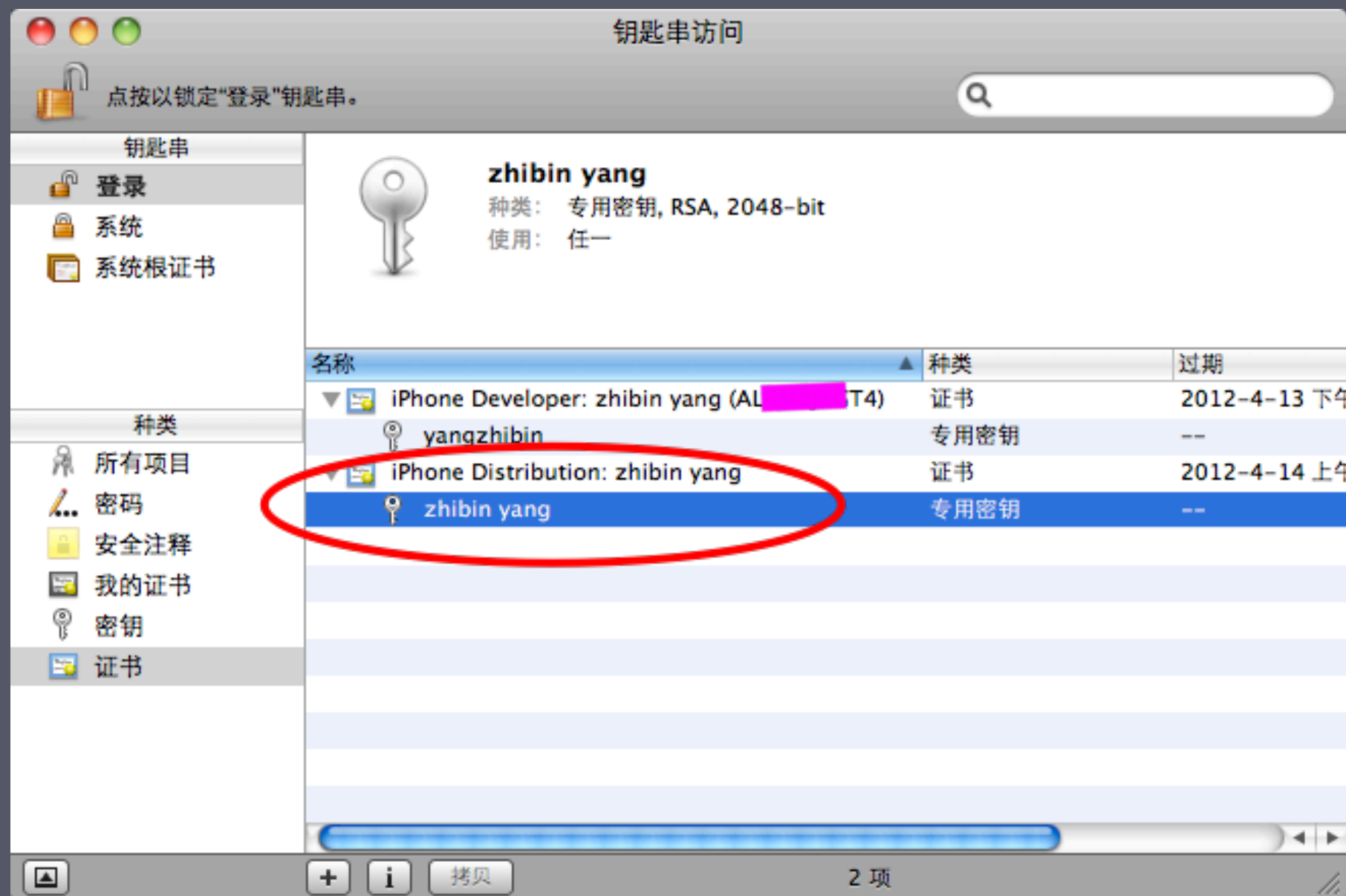
[Mailing Lists](#) | [RSS Feeds](#)

Copyright © 2011 Apple Inc. All rights reserved.

[Terms of Use](#) | [Privacy Policy](#)



双击该证书



2.2 添加App ID

App IDs – iOS Provisioning Portal – Apple Developer

iOS Dev Center – Apple Develop...

App IDs – iOS Provisioning Port...

https://developer.apple.com/ios/manage/bundles/index.acti

Google

Developer

TechnologiesResourcesProgramsSupportMember Center

Search Developer

iOS Provisioning Portal

Welcome, yi qianEdit ProfileLog out

Provisioning Portal : Wuxi Guangxin Animation & Technology Company

Go to iOS Dev Center

HomeCertificatesDevicesApp IDsProvisioningDistribution

ManageHow To

ID App IDs

New App ID

App IDs are an integral part of the iOS Development and Provisioning Process that allows an application to communicate with the Apple Push Notification service and/or an external hardware accessory. In addition, an App ID can also be used to share keychain data (such as passwords) between a suite of applications.

An App ID is the combination of a unique ten character string called the "Bundle Seed ID" and a traditional CF Bundle ID (or Bundle Identifier). The Bundle Seed ID portion of your App ID can be utilized to share keychain access between multiple applications you build with a single App ID. In addition, it can be incorporated into any external hardware accessories you wish to pair your iOS application with. Registration of your App ID is required to utilize the Apple Push Notification service (APNs) and to register an application to incorporate In App Purchases.

The Bundle Identifier portion of an App ID can be substituted with a wild-card character (asterisk '*') so that a single App ID may be used to build and install multiple applications. If the wild-card character is not used, the Bundle Identifier portion of your App ID must be input as your CF Bundle ID in Xcode to allow the application to install on your device. The Bundle Seed ID portion of your App ID does not need to be input into Xcode. Wild-card App IDs cannot be used with the Apple Push Notification service or for In App Purchase.

For more information on utilizing the Apple Push Notification service, view the [Apple Push Notification service Programming Guide](#), the [App ID How-To](#) as well as the [Apple Push Notification topic in the Apple Developer Forums](#).

For more information on incorporating In App Purchases into your applications, view the [Store Kit Programming Guide](#), the [App ID How-Tos](#), and the [iTunes Connect User Guide](#) for setup instructions.

For more information on Keychain Access sharing, view the [Keychain Services Reference](#).

For more information on developing external accessories to communicate with your iOS application, view [MFi Program](#).

Description	Apple Push Notification service	In App Purchase	Game Center	Action
525BA4TLS3.* Xcode: Wildcard AppID	Unavailable	Unavailable	Unavailable	Details
NN625B7JR3.com.51xbc.vogu... vogueboss2	Configurable for Development Configurable for Production	Enabled	Enabled	Configure

Add App IDs - iOS Provisioning Portal - Apple Developer

Developer Technologies Resources Programs Support Member Center Search Developer

iOS Provisioning Portal

Welcome, yi qian Edit Profile Log out

Provisioning Portal : Wuxi Guangxin Animation & Technology Company

Home Certificates Devices **App IDs** Provisioning Distribution

Manage How To

Create App ID

Description

Enter a common name or description of your App ID using alphanumeric characters. The description you specify will be used throughout the Provisioning Portal to identify this App ID.

wuxi You cannot use special characters as @, &, *, " in your description.

Bundle Seed ID (App ID Prefix)

Generate a new or select an existing Bundle Seed ID for your App ID.

Generate New If you are creating a suite of applications that will share the same Keychain access, use the same bundle Seed ID for each of your application's App IDs.

Bundle Identifier (App ID Suffix)

Enter a unique identifier for your App ID. The recommended practice is to use a reverse-domain name style string for the Bundle Identifier portion of the App ID.

com.guangxin.wuxi Example: com.domainname.appname

Cancel Submit

输入描述信息

选择 Generate New

输入一个能唯一标识该应用的名称，一般与plist文件中的Bundle identifier相同

Key	Value
Information Property List	(13 items)
Localization native development re	China
Bundle display name	掌上无锡
Executable file	\${EXECUTABLE_NAME}
Icon file	
Bundle identifier	com.guangxin.wuxi
InfoDictionary version	6.0
Bundle name	\${PRODUCT_NAME}
Bundle OS Type code	APPL
Bundle creator OS Type code	????
Bundle version	1.0
Application requires iPhone enviro	<input checked="" type="checkbox"/>
Main nib file base name	MainWindow
Icon already includes gloss effects	<input checked="" type="checkbox"/>

App IDs – iOS Provisioning Portal – Apple Developer

iOS Dev Center – Apple Develop...Distribution Provisioning Profil...App IDs – iOS Provisioning Port...

http://developer.apple.com/ios/manage/bundles/index.actionGoogle

HomeCertificatesDevicesApp IDsProvisioningDistribution

ManageHow To

IDApp IDs

New App ID

App IDs are an integral part of the iOS Development and Provisioning Process that allows an application to communicate with the Apple Push Notification service and/or an external hardware accessory. In addition, an App ID can also be used to share keychain data (such as passwords) between a suite of applications.

An App ID is the combination of a unique ten character string called the "Bundle Seed ID" and a traditional CF Bundle ID (or Bundle Identifier). The Bundle Seed ID portion of your App ID can be utilized to share keychain access between multiple applications you build with a single App ID. In addition, it can be incorporated into any external hardware accessories you wish to pair your iOS application with. Registration of your App ID is required to utilize the Apple Push Notification service (APNs) and to register an application to incorporate In App Purchases.

The Bundle Identifier portion of an App ID can be substituted with a wild-card character (asterisk '*') so that a single App ID may be used to build and install multiple applications. If the wild-card character is not used, the Bundle Identifier portion of your App ID must be input as your CF Bundle ID in Xcode to allow the application to install on your device. The Bundle Seed ID portion of your App ID does not need to be input into Xcode. Wild-card App IDs cannot be used with the Apple Push Notification service or for In App Purchase.

For more information on utilizing the Apple Push Notification service, view the [Apple Push Notification service Programming Guide](#), the [App ID How-To](#) as well as the [Apple Push Notification topic in the Apple Developer Forums](#).

For more information on incorporating In App Purchases into your applications, view the [Store Kit Programming Guide](#), the [App ID How-Tos](#), and the [iTunes Connect User Guide](#) for setup instructions.

For more information on Keychain Access sharing, view the [Keychain Services Reference](#).

For more information on developing external accessories to communicate with your iOS application, view [MFi Program](#).

Description		Apple Push Notification service	In App Purchase	Game Center	Action
2NPKX449YM.com.guangxin.wuxi	<div><div></div><div>Configurable for Development</div><div>Configurable for Production</div></div>	<div>Enabled</div>	<div>Enabled</div>	<div>Enabled</div>	Configure
525BA4TLS3.* Xcode: Wildcard AppID	<div>Unavailable</div>	<div>Unavailable</div>	<div>Unavailable</div>	Details	
FXPHQQM6C3.com.51xbc.Wuxi wuxi training snack map travel	<div><div></div><div>Configurable for Development</div><div>Configurable for Production</div></div>	<div>Enabled</div>	<div>Enabled</div>	Configure	
NN625B7JR3.com.51xbc.vogu... vogueboss2	<div><div></div><div>Configurable for Development</div><div>Configurable for Production</div></div>	<div>Enabled</div>	<div>Enabled</div>	Configure	

2.3 添加开发Provisioning Profiles

Provisioning Profiles - iOS Provisioning Portal - Apple Developer

iOS Dev Center - Apple Develop... Provisioning Profiles - iOS Prov...

http://developer.apple.com/ios/manage/provisioningprofiles

Developer Technologies Resources Programs Support Member Center Search Developer


iOS Provisioning Portal Welcome, yi qian Edit Profile Log out

Provisioning Portal : Wuxi Guangxin Animation & Technology Company Go to iOS Dev Center

Home Certificates Devices App IDs **Provisioning** Distribution

Development Distribution History How To

Distribution Provisioning Profiles New Profile

<input type="checkbox"/>	Provisioning Profile	App ID	Status	Actions
<input type="checkbox"/>	 vogueboss2	NN625B7JR3.com.51xbc.vogueboss...	Active	Download Edit

[Remove Selected](#)

Shop the [Apple Online Store](#) (1-800-MY-APPLE), visit an [Apple Retail Store](#), or find a [reseller](#). Mailing Lists RSS Feeds

Copyright © 2011 Apple Inc. All rights reserved. [Terms of Use](#) [Privacy Policy](#)

Distribution Provisioning Profiles - iOS Provisioning Portal - Apple Developer

iOS Dev Center - Apple Develop... x Distribution Provisioning Profil... x

http://developer.apple.com/ios/manage/provisioningprofiles/c Google

Developer Technologies Resources Programs Support Member Center Search Developer

iOS Provisioning Portal Welcome, yi qian Edit Profile Log out

Provisioning Portal : Wuxi Guangxin Animation & Technology Company Go to iOS Dev Center

Home Certificates Devices App IDs Provisioning Distribution

Development Distribution History How To

Create iOS Distribution Provisioning Profile

Generate provisioning profiles here. All fields are required unless otherwise noted. To learn more, visit the [How To](#) section.

Distribution Method ☒ App Store ☐ Ad Hoc

Profile Name

Distribution Certificate Wuxi Guangxin Animation & Technology Company (expiring on Mar 2, 2012)

App ID

Devices (optional) Select up to 100 devices for distributing the final application; the final application will run only on these selected devices.

Select All

<input type="checkbox"/> cydevil	<input type="checkbox"/> erick 的 iPhone
<input type="checkbox"/> ipad01	<input type="checkbox"/> Jamie's iPhone
<input type="checkbox"/> Rick""的 iPod	<input type="checkbox"/> `Joo`
<input type="checkbox"/> "AATC iS05"的 iPod	<input type="checkbox"/> "Administrator"的 iPhone
<input type="checkbox"/> "iPad"的 iPod	<input type="checkbox"/> "josh s"的 iPhone
<input type="checkbox"/> "yang zhibin"的 iPod	<input type="checkbox"/> 清幽

Click Submit

Cancel Submit

Provisioning Profiles - iOS Provisioning Portal - Apple Developer

iOS Dev Center - Apple Develop... Provisioning Profiles - iOS Prov...

http://developer.apple.com/ios/manage/provisioningprofiles/view

Developer Technologies Resources Programs Support Member Center Search Developer

iOS Provisioning Portal Welcome, yi qian Edit Profile Log out

Provisioning Portal : Wuxi Guangxin Animation & Technology Company Go to iOS Dev Center

Home Certificates Devices App IDs Provisioning Distribution

Development Distribution History How To

Distribution Provisioning Profiles New Profile

Provisioning Profile	App ID	Status	Actions
<input type="checkbox"/> vogueboss2	NN625B7JR3.com.51xbc.vogueboss...	Active	Download Edit
<input checked="" type="checkbox"/> wuxi	2NPKX449YM.com.guangxin.wuxi	Active	Download Edit

Remove Selected

这时在这就会多出现一个供应简介

Shop the Apple Online Store (1-800-MY-APPLE), visit an Apple Retail Store, or find a reseller. Mailing Lists RSS Feeds

Copyright © 2011 Apple Inc. All rights reserved. Terms of Use Privacy Policy

Certificates - iOS Provisioning Portal - Apple Developer

iOS Dev Center - Apple Develop...Certificates - iOS Provisioning ...

http://developer.apple.com/ios/manage/certificates/team/Google

Developer

TechnologiesResourcesProgramsSupportMember Center

Search Developer

iOS Provisioning Portal

Welcome, yi qianEdit ProfileLog out


Provisioning Portal : Wuxi Guangxin Animation & Technology Company

Go to iOS Dev Center

HomeCertificatesDevicesApp IDsProvisioningDistribution

DevelopmentDistributionHistoryHow To

Current Distribution Certificate

Name	Expiration Date	Provisioning Profiles	Status	Actions
 Wuxi Guangxin Animation & Technology Company	Mar 2, 2012	vogueboss2 wuxi	Issued	Download Revoke

*If you do not have the WWDR intermediate certificate installed, [click here to download](#)

这个地方也多出了一个

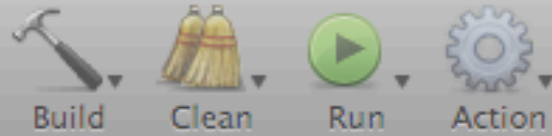
Shop the [Apple Online Store](#) (1-800-MY-APPLE), visit an [Apple Retail Store](#), or find a [reseller](#).

Mailing ListsRSS Feeds

Copyright © 2011 Apple Inc. All rights reserved.

[Terms of Use](#) [Privacy Policy](#)

Organizer



PROJECTS & SOURCES

DEVICES

- “yang zhibin”的 iPod
- HYY 的 iPad
- erick 的 iPhone
- “iPad”的 iPod
- Jamie's iPhone

DEVELOPMENT

- Developer Profile
- Provisioning Profiles**
- Device Logs
- Software Images
- Screenshots

ARCHIVED APPLICATIONS

☒ Automatic Device Provisioning

Refresh

Profile Name

Name	Expiration Date
Team Provisioning Profile: *	11-7-11 下午5:58
vogueboss2	12-3-1 下午9:05

看清楚，现在这里是2个

Provisioning Profile



Name: Team Provisioning Profile: *

Creation Date: 2011-4-12 下午5:58

Expiration Date: 2011-7-11 下午5:58

Profile Identifier: E6409688-FCF7-4263-802E-FC80C74C3C28

App Identifier: 525BA4TLS3.*

Included Devices

Device Name	Installed
HYY 的 iPad	
Jamie's iPhone	
erick 的 iPhone	
“iPad”的 iPod	
“yang zhibin”的 iPod	Installed
7 other devices	

Provisioning Profiles - iOS Provisioning Portal - Apple Developer

iOS Dev Center - Apple Develop... Provisioning Profiles - iOS Prov...

http://developer.apple.com/ios/manage/provisioningprofiles/view

Google

Apple Developer

Technologies Resources Programs Support Member Center Search Developer

iOS Provisioning Portal

Welcome, yi qian Edit Profile Log out

Provisioning Portal : Wuxi Guangxin Animation & Technology Company



Go to iOS Dev Center

Home Certificates Devices App IDs Provisioning Distribution

Development Distribution History How To

Distribution Provisioning Profiles

New Profile

Provisioning Profile	App ID	Status	Actions
<input type="checkbox"/>  vogueboss2	NN625B7JR3.com.51xbc.vogueboss...	Active	Download Edit
<input type="checkbox"/>  wuxi	2NPKX449YM.com.guangxin.wuxi	Active	Download Edit

Remove Selected

点击这里的Download，进行下载

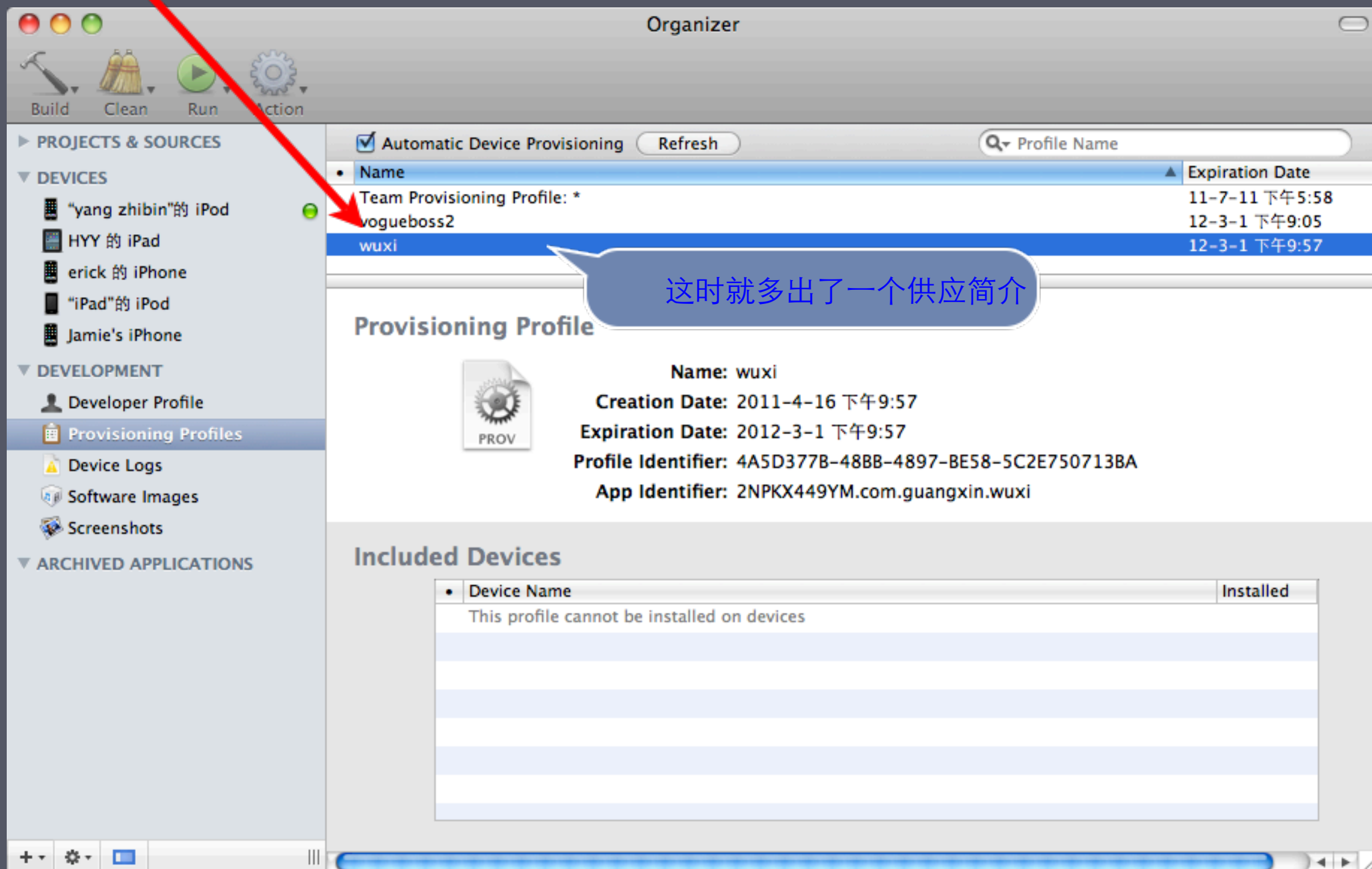
Shop the [Apple Online Store](#) (1-800-MY-APPLE), visit an [Apple Retail Store](#), or find a [reseller](#).

Mailing Lists RSS Feeds

Copyright © 2011 Apple Inc. All rights reserved. | [Terms of Use](#) | [Privacy Policy](#)

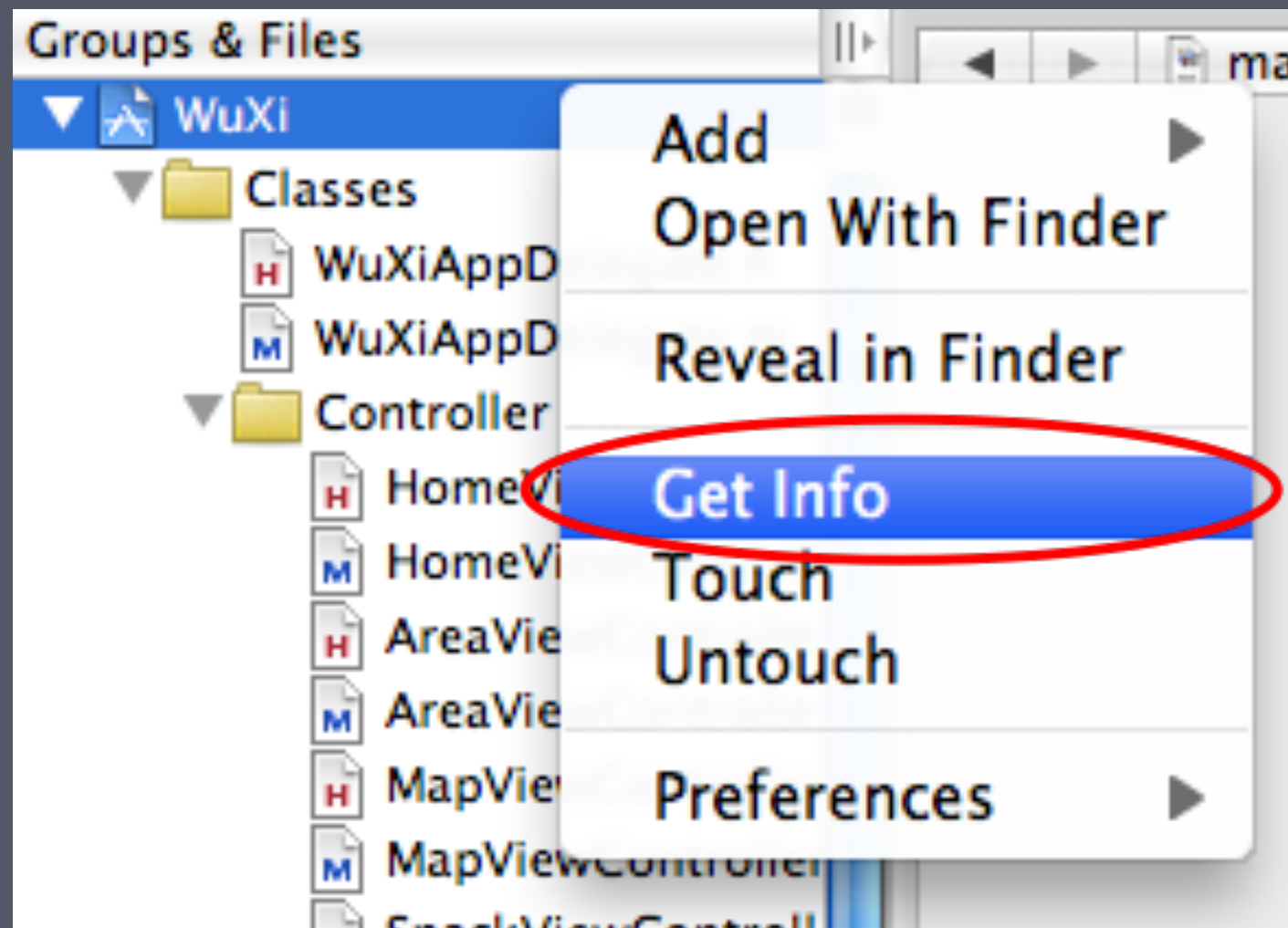


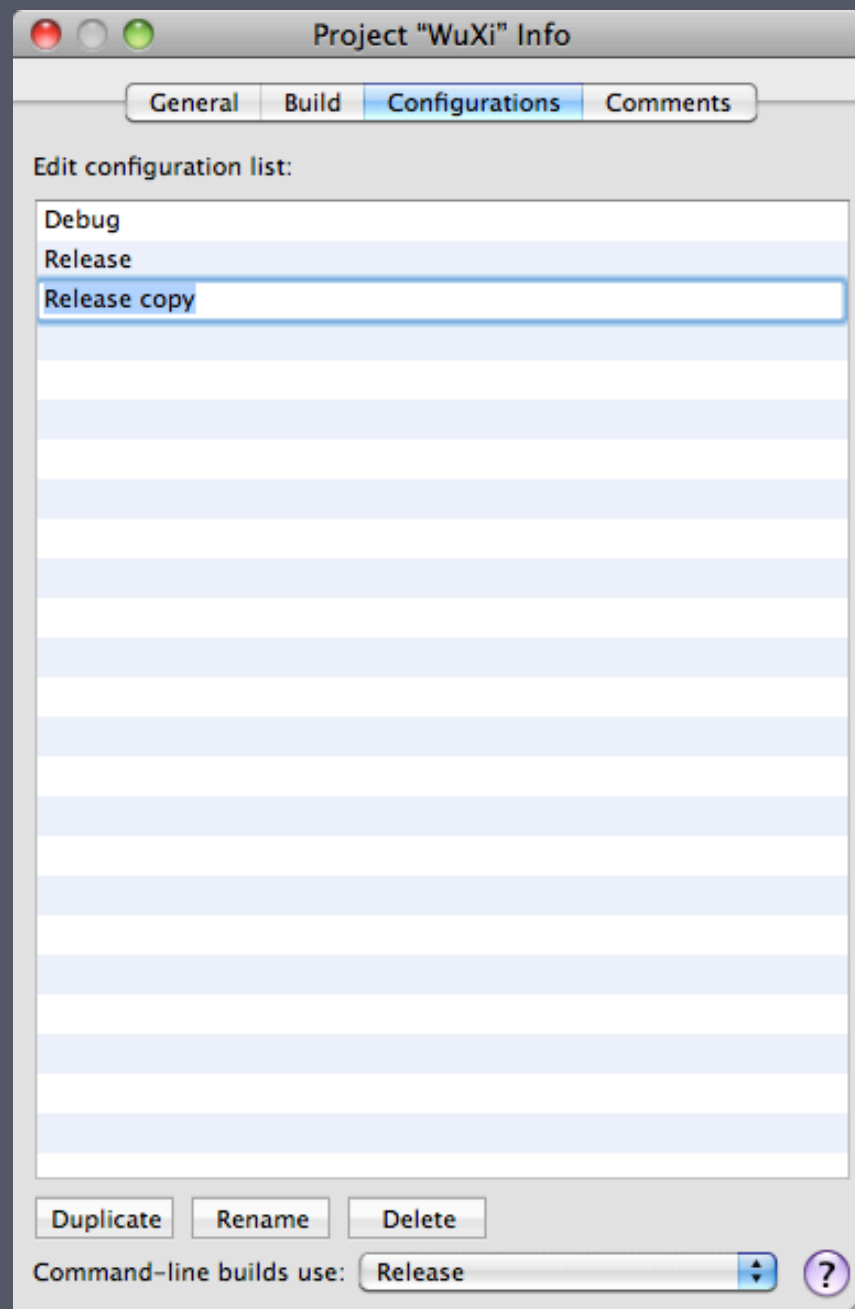
双击该文件，会把该文件里的内容安装到xcode中，如果这时Xcode没有启动，它也会自动打开xcode

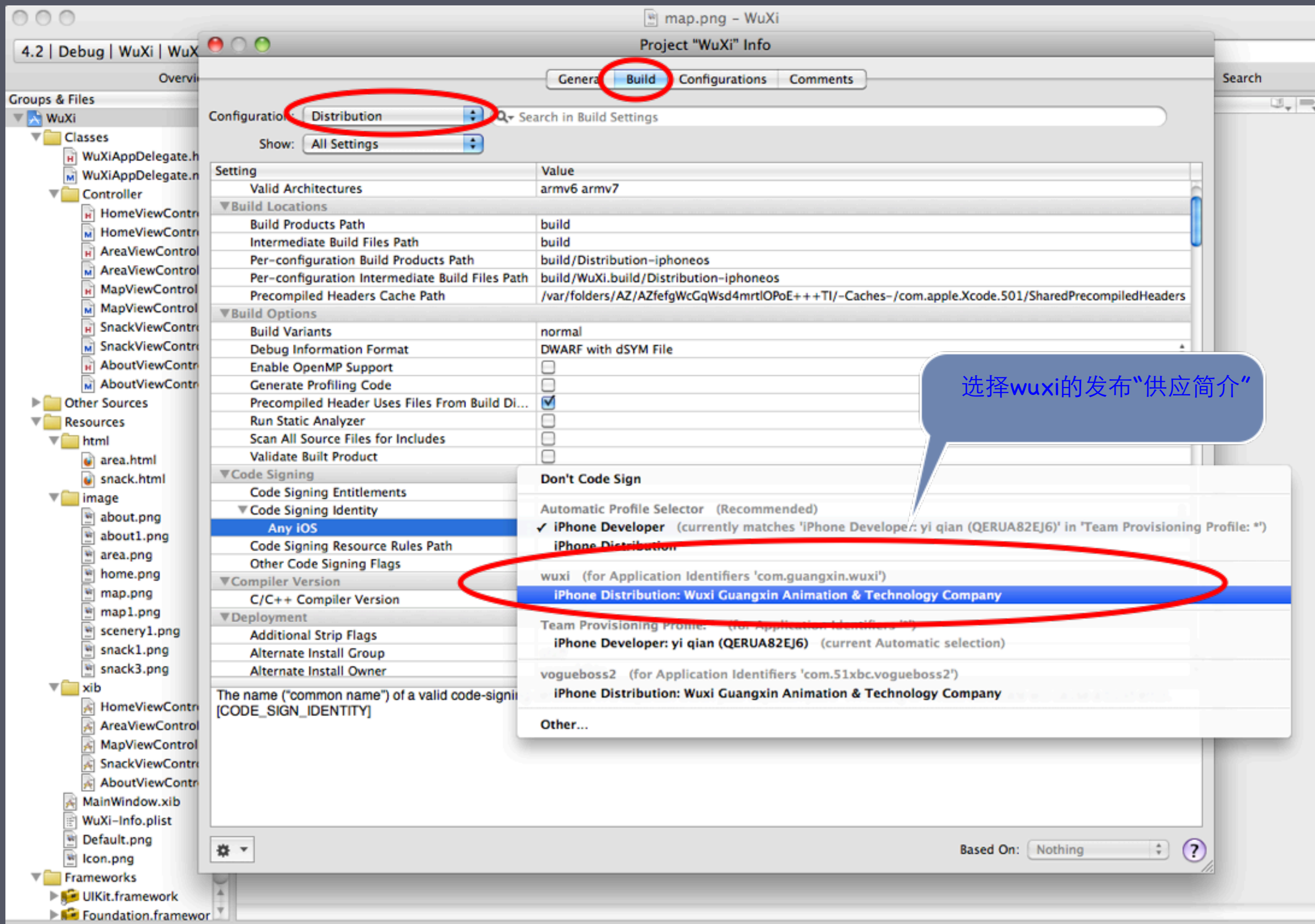


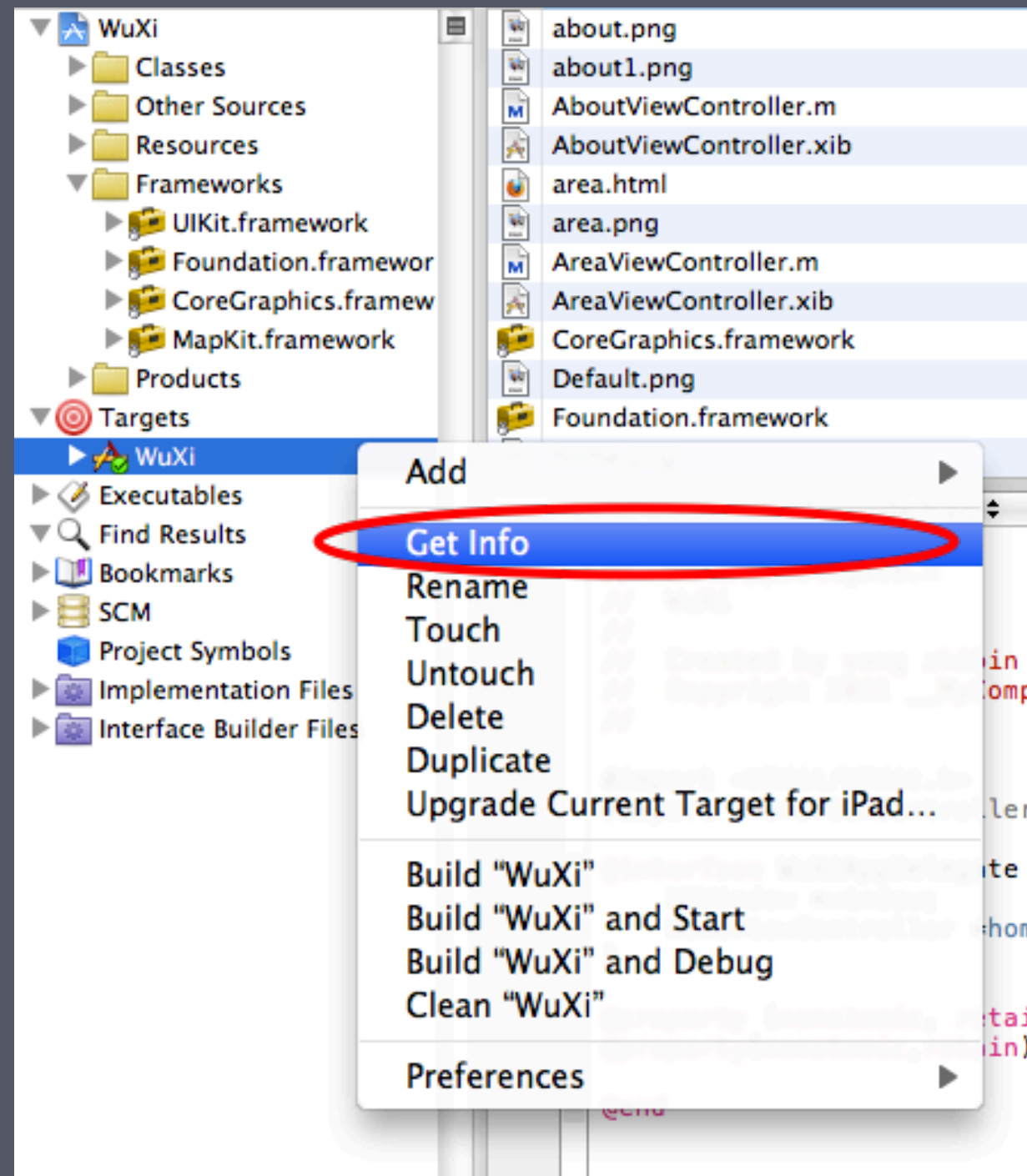
这时就多出了一个供应简介

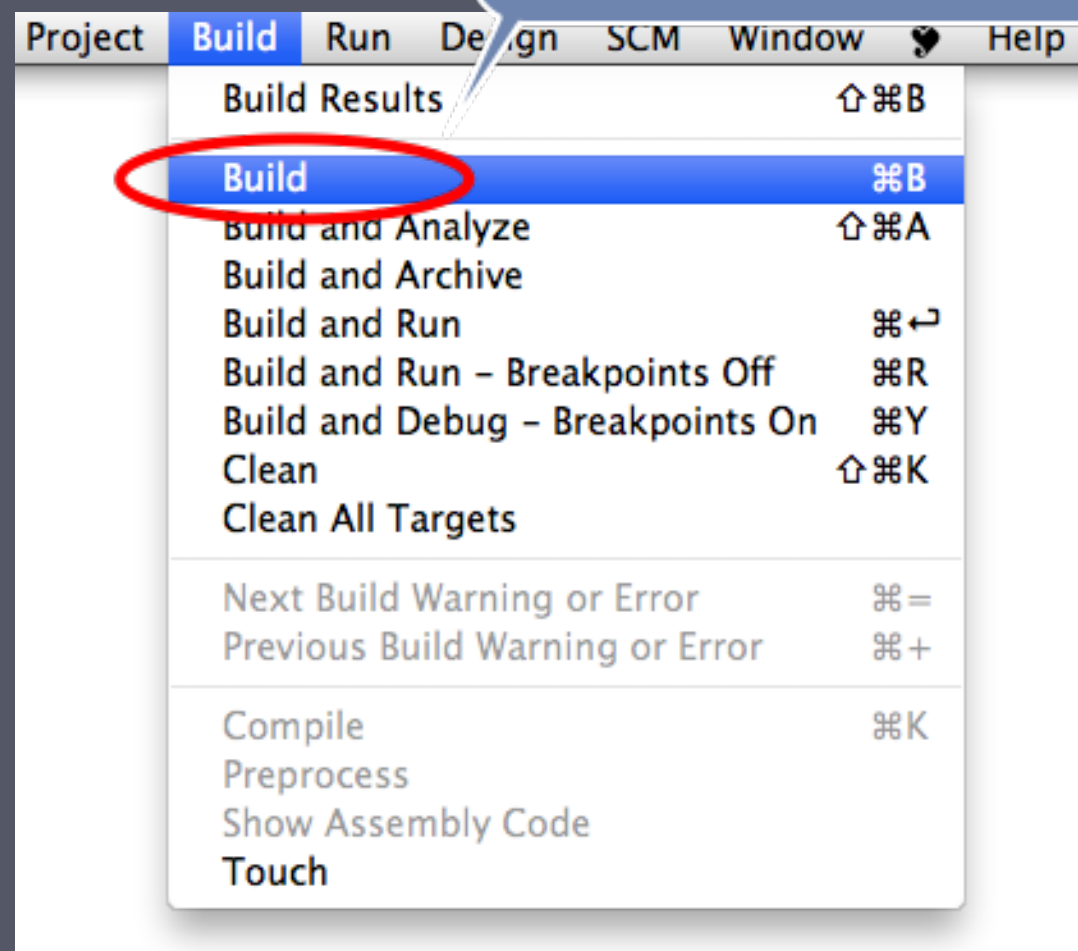
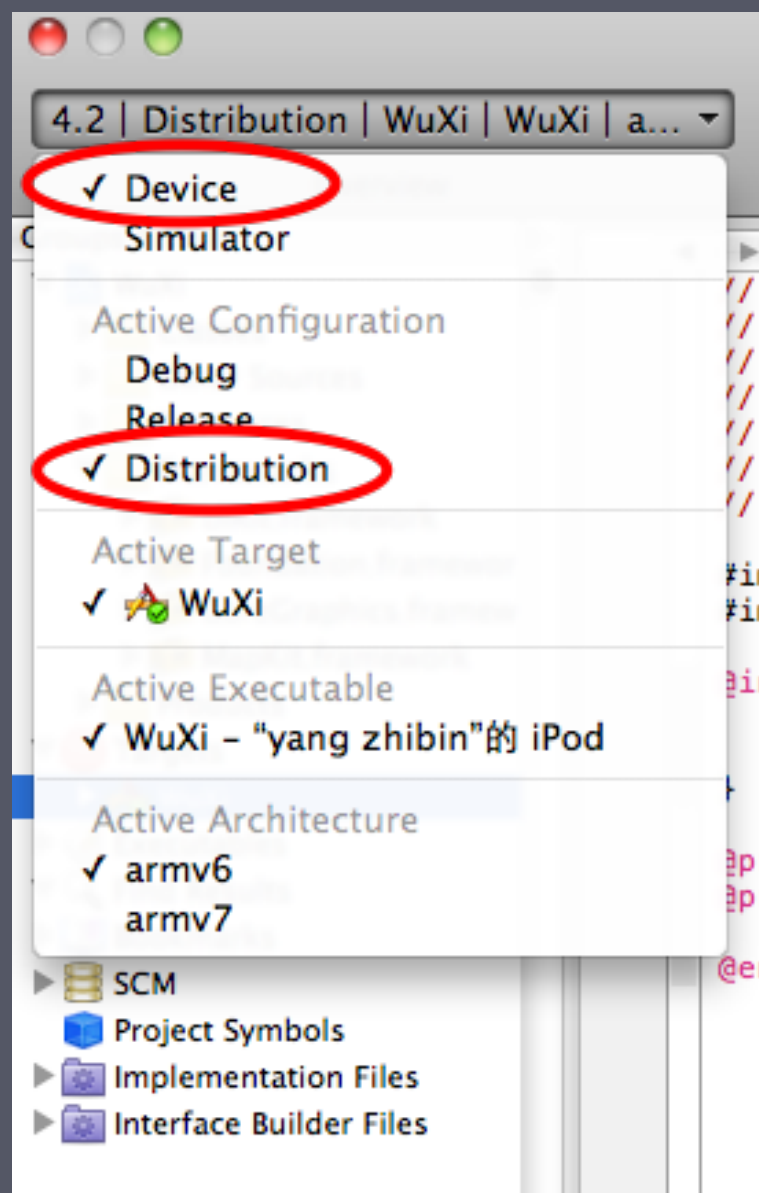
2.4xcod设置







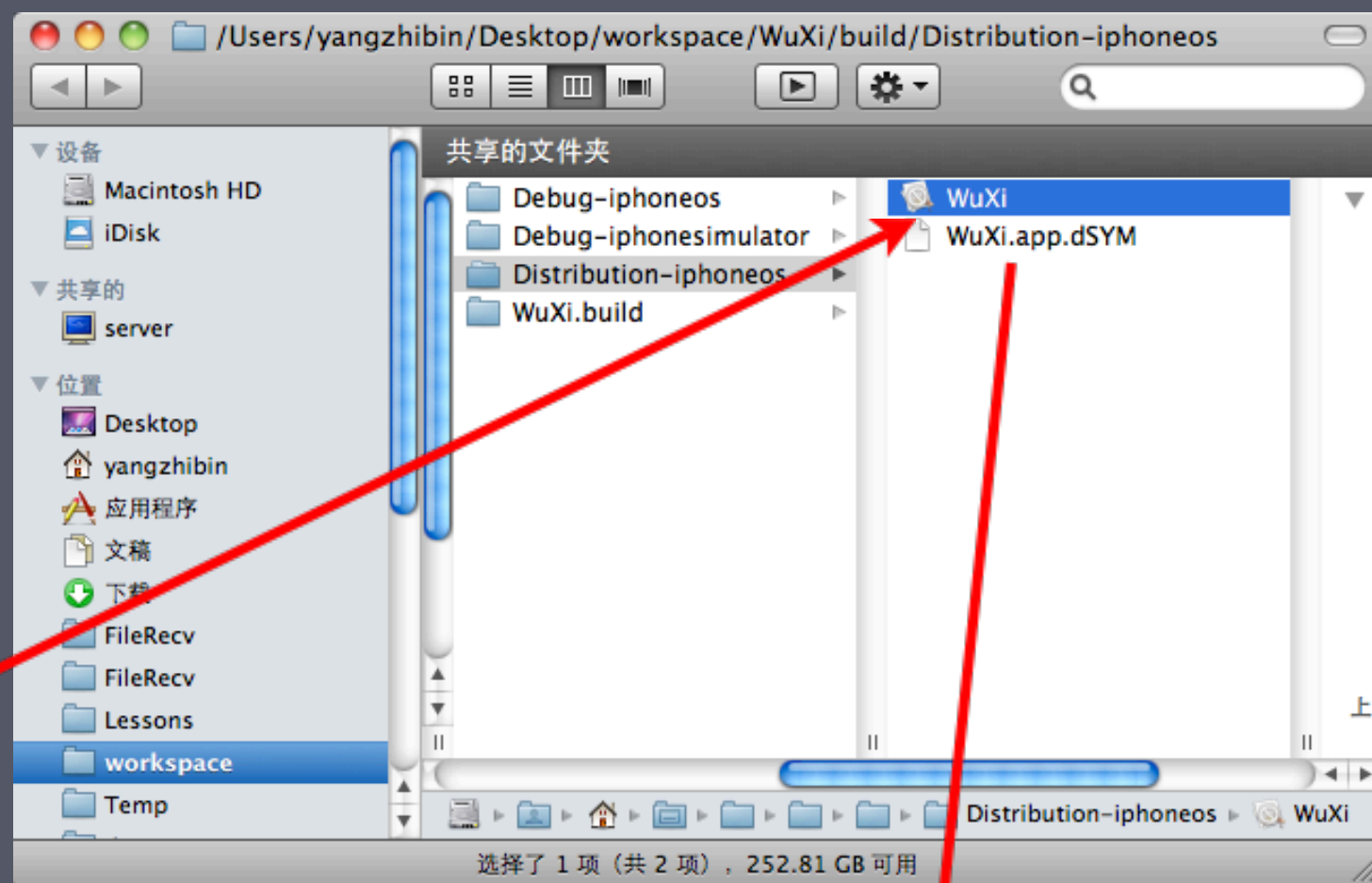
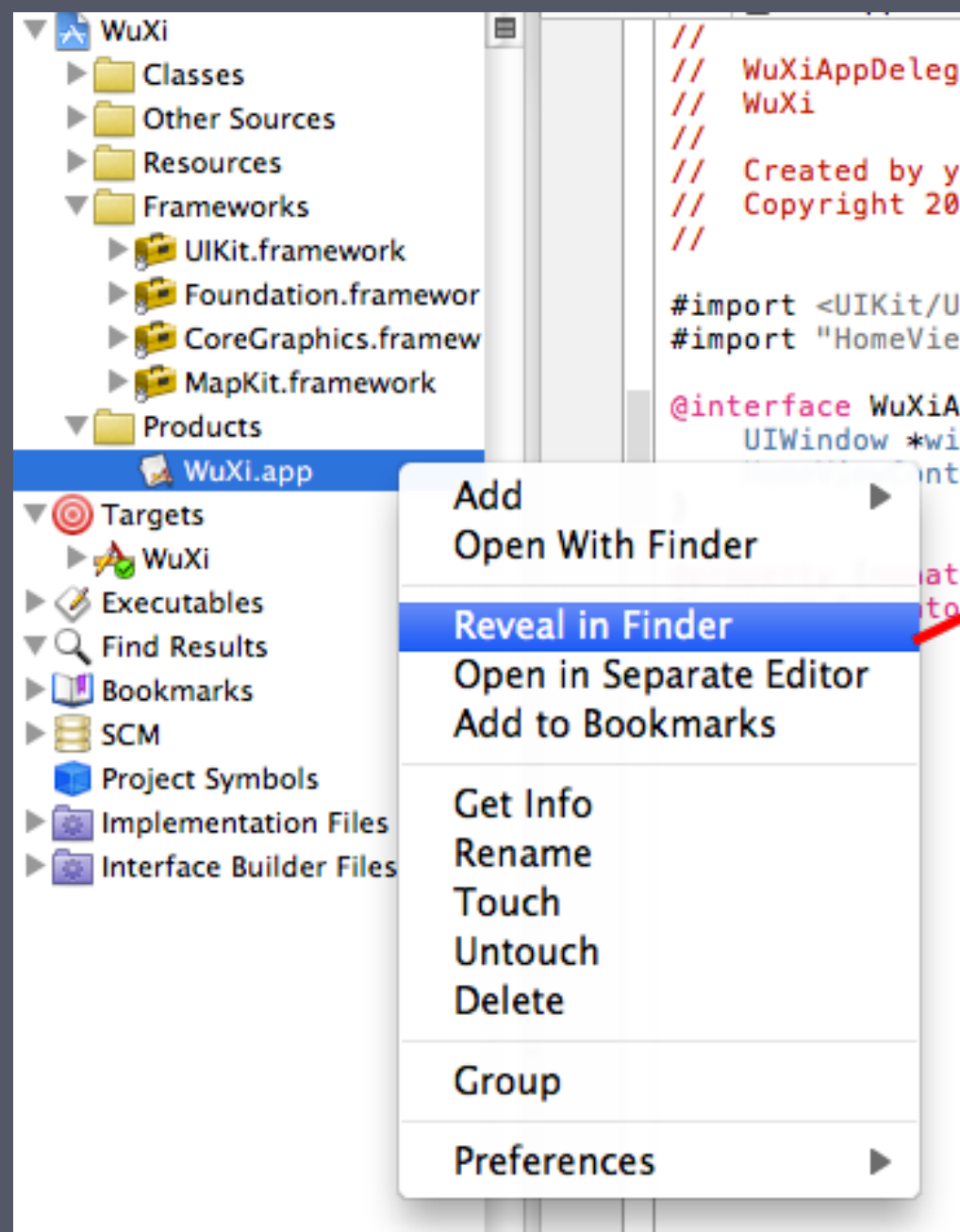


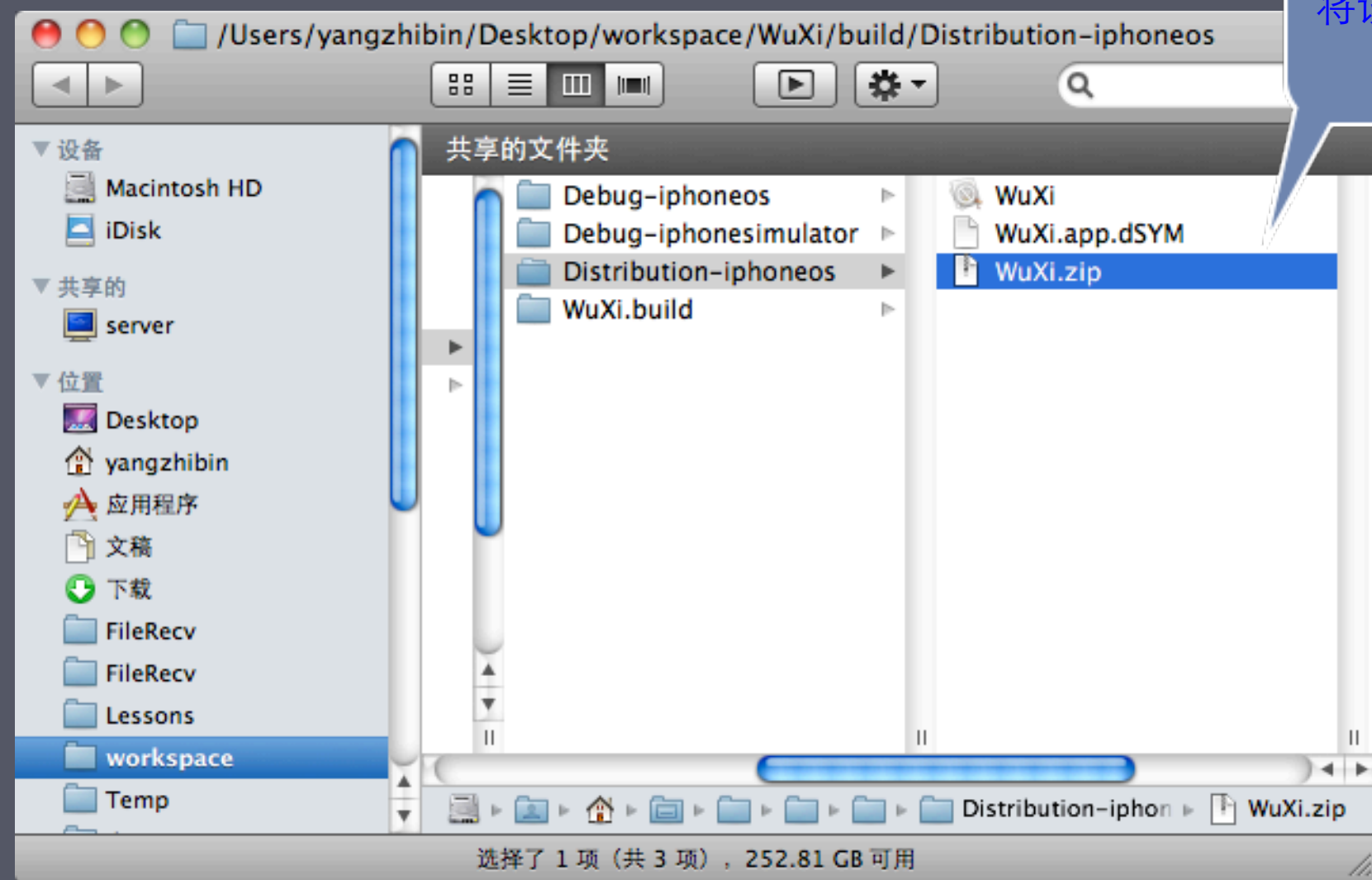


注：这里是按⌘B(编译),而不是⌘R(运行)，在按⌘B之前最好请清一下工程，避免不必要的麻烦



过一会会有提示，请选择“允许”





将该文件拖到桌面上，待会要
将该文件上传给苹果

2.4 iTunce Connect设置

Hi, [REDACTED]

[My Profile](#)

[Log out](#)

iOS Developer Program

[iOS Provisioning Portal](#)



[iTunes Connect](#)



[Apple Developer Forums](#)




[Developer Support Center](#)




iTunes Connect


Apple Inc. (US) https://itunesconnect. Google

 **iTunes Connect**


yi qian, Wuxi Guangxin Animation & Technology Company [Sign Out](#)



Welcome, Wuxi Guangxin Animation & Technology Company
iTunes Connect provides tools to help manage your content in the App Store.




Are you looking for opportunities to generate additional revenue and market your apps to millions of iPhone and iPod touch users around the world? Apple now offers two choices to help promote your apps and earn extra revenue through advertising. iAd Network allows you to create media-rich ads and earn 60 percent of advertising revenue generated by iAds served to your app. iAd for Developers gives you a unique, cost-effective way to promote your iOS 4 apps to millions of iPhone and iPod touch users. Learn more about the [iAd Network](#) and [iAd for Developers](#) and take advantage of these programs today.




iAd is a new mobile advertising platform that combines the emotion of TV ads with the interactivity of the web. For an opportunity to earn advertising revenue, join the iAd Network and enable ads in your applications. [Learn more](#).


To use iAd in your applications, your Team Agent must agree to the [iAd Network Contract](#). Note that you must agree to the latest version of the [iPhone Developer Program Agreement](#) before you can access the iAd Network Contract.




Sales and Trends
Preview or download your daily and weekly sales information here.




Manage Your Applications
Add, view, and manage your applications in the iTunes Store.




Contracts, Tax, and Banking
Manage your contracts, tax, and banking information.




Contact Us
Having a problem uploading your application? Can't find a Finance Report? Use our Contact Us system to find an answer to your question or to generate a question to an iTunes Rep




Payments and Financial Reports
View and download your monthly financial reports and payments.



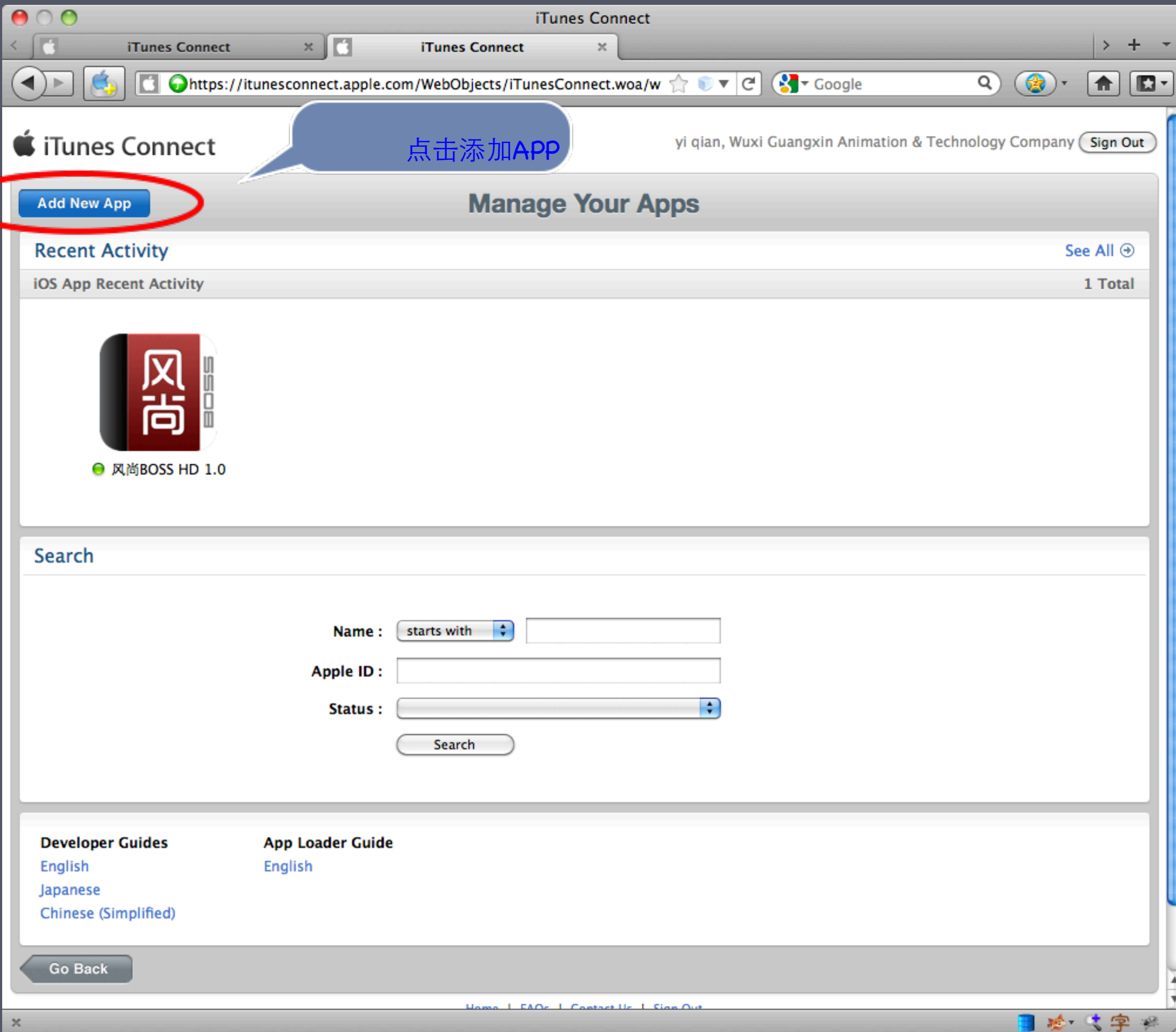
Manage Users
Set access permissions and email settings for users of your iTunes Connect account.



[Download the Developer Guide.](#)



[FAQs](#) Review our answers to common inquiries.



iTunes Connect

yi qian, Wuxi Guangxin Animation & Technology Company [Sign Out](#)

App Information

Enter the following in **Simplified Chinese**.

App Name

SKU Number

Bundle ID

You can register a new Bundle ID [here](#).

Make sure this is the correct Bundle ID for your app. The Bundle ID cannot be changed once it is saved.

Does your app have specific device requirements? [Learn more](#)

[Cancel](#) [Continue](#)

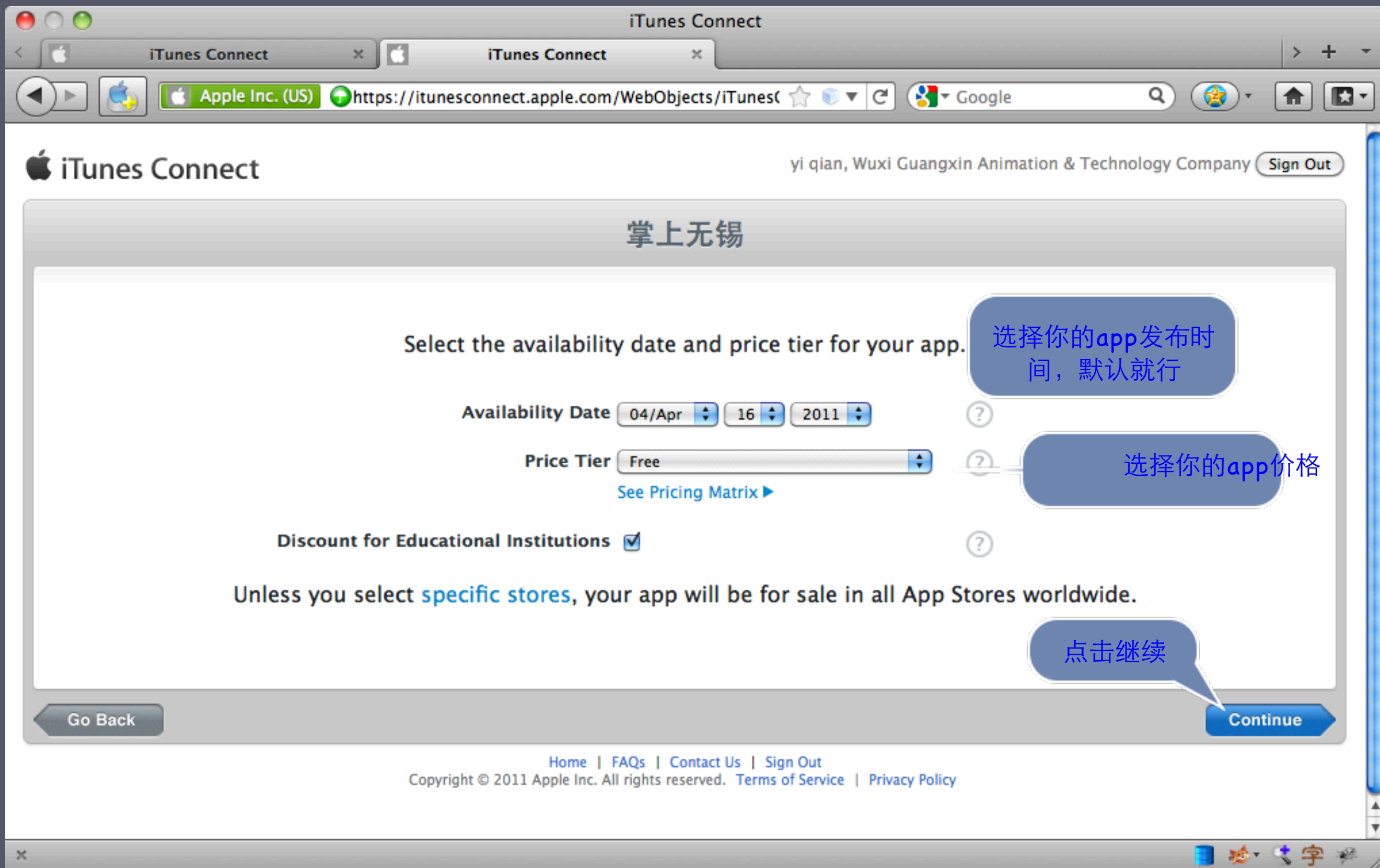
[Home](#) | [FAQs](#) | [Contact Us](#) | [Sign Out](#)
Copyright © 2011 Apple Inc. All rights reserved. [Terms of Service](#) | [Privacy Policy](#)

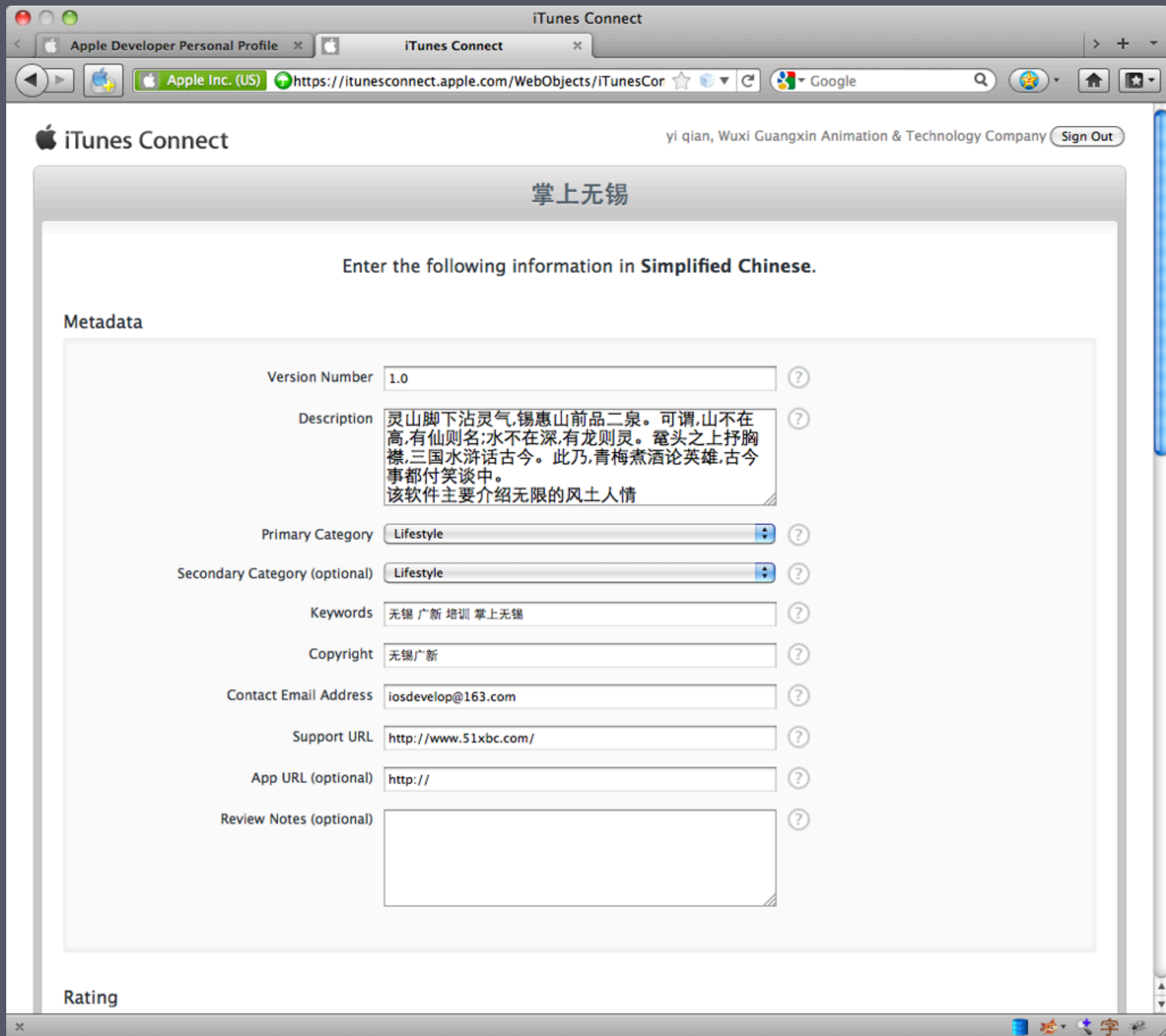
输入你第app的名字，当你提交时，苹果会检测你的app Name是否可用

输入一个能唯一表示你的app的名字

选择一个App ID

Key	Value
▼ Information Property List	(13 items)
Localization native development region	China
Bundle display name	掌上无锡
Executable file	\${EXECUTABLE_NAME}
Icon file	
Bundle identifier	com.guangxin.wuxi
InfoDictionary version	6.0
Bundle name	\${PRODUCT_NAME}
Bundle OS Type code	APPL
Bundle creator OS Type code	????
Bundle version	1.0
Application requires iPhone environment	<input checked="" type="checkbox"/>
Main nib file base name	MainWindow
Icon already includes gloss effects	<input checked="" type="checkbox"/>





接下一页

Apple Developer Personal Profile

iTunes Connect

Apple Inc. (US)https://itunesconnect.apple.com/WebObjects/iTunesCorGoogle

Rating

For each content description, choose the level of frequency that best describes your app.

[App Rating Details](#)

Apps must not contain any obscene, pornographic, offensive or defamatory content or materials of any kind (text, graphics, images, photographs, etc.), or other content or materials that in Apple's reasonable judgment may be found objectionable.

Apple Content Descriptions	None	Infrequent/Mild	Frequent/Intense
Cartoon or Fantasy Violence	<input checked="" type="radio"/>	<input type="radio"/>	<input type="radio"/>
Realistic Violence	<input checked="" type="radio"/>	<input type="radio"/>	<input type="radio"/>
Sexual Content or Nudity	<input checked="" type="radio"/>	<input type="radio"/>	<input type="radio"/>
Profanity or Crude Humor	<input checked="" type="radio"/>	<input type="radio"/>	<input type="radio"/>
Alcohol, Tobacco, or Drug Use or References	<input checked="" type="radio"/>	<input type="radio"/>	<input type="radio"/>
Mature/Suggestive Themes	<input checked="" type="radio"/>	<input type="radio"/>	<input type="radio"/>
Simulated Gambling	<input checked="" type="radio"/>	<input type="radio"/>	<input type="radio"/>
Horror/Fear Themes	<input checked="" type="radio"/>	<input type="radio"/>	<input type="radio"/>
Prolonged Graphic or Sadistic Realistic Violence	<input checked="" type="radio"/>	<input type="radio"/>	<input type="radio"/>
Graphic Sexual Content and Nudity	<input checked="" type="radio"/>	<input type="radio"/>	<input type="radio"/>

4⁺

App Rating

EULA

If you want to provide your own End User License Agreement (EULA), [click here](#). If you provide a EULA, it must meet these [minimum terms](#). If you do not provide a EULA, the [standard EULA](#) will apply to your app.

再接下一页



EULA

If you want to provide your own End User License Agreement (EULA), [click here](#). If you provide a EULA, it must meet these [minimum terms](#). If you do not provide a EULA, the [standard EULA](#) will apply to your app.

Uploads

Large 512x512 Icon ?



上传前你要准备一张
512 * 512的图片，在这
里是要上传的

Choose File

iPhone and iPod touch Screenshots (drag and drop to change the order) ?



Choose File

iPad Screenshots ?

Choose File

截5张界面图，该图是要在
iTunes上显示的

点击继续

Go Back

Save

掌上无锡

App Information

Identifiers

SKU **com.guangxin.wuxi**
Bundle ID **com.guangxin.wuxi**
Apple ID **432738645**
Type **iOS App**

Links

[View in App Store](#)

[Rights and Pricing](#)

[Manage Game Center](#)

[Set Up iAd Network](#)

[Delete App](#)

Versions

Current Version



[View Details](#)

Version **1.0**
Status **Prepare for Upload**
Date Created **16 April 2011**

这是状态变为了“prepare for Upload”，这时还是不能上传代码，需要做简单处理，点击左边的图标

点击，进入下一个页面

[Done](#)

Apple Developer Personal Profile

iTunes Connect

iTunes Connect

https://itunesconnect.apple.com/WebObjects/iTunesConnect.woa/wo/24

Google


App URL (optional)

Review Notes (optional)






Uploads

Edit

Large Icon



iPhone and iPod touch Screenshots



EULA

Edit

Currently, the [standard End User License Agreement \(EULA\)](#) is being applied to your app. If you want to

点击该按钮，开准备上传代码

App Summary

Ready to Upload Binary

Home | FAQs | Contact Us | Sign Out

Copyright © 2011 Apple Inc. All rights reserved. [Terms of Service](#) | [Privacy Policy](#)



掌上无锡, 1.0

You are now ready to upload your binary using Application Loader. Application Loader can only be used when your app status is Waiting for Upload. Note that binary submissions are no longer being accepted through iTunes Connect.

Once the binary is uploaded, your app status will change first to Upload Received and then to Waiting for Review. If we encounter any issues with the binary itself, your app status will change to Invalid Binary and you will receive an email explaining the issues and the steps you can take to correct them.

If you have downloaded iOS SDK 3.2 or later, you already have Application Loader stored here: /Developer/Applications/Utilities/Application Loader.app. Otherwise download and install the Xcode 3.2.5 & iOS SDK 4.2 from <http://developer.apple.com/devcenter/ios> which installs Application Loader automatically.

点击继续

Continue

Apple Developer Personal Profile

iTunes Connect

iTunes Connect

https://itunesconnect.apple.com/WebObjects/iTunesConnect.woa/wo/30.0.0...Google

iTunes Connect

yi qian, Wuxi Guangxin Animation & Technology Company

Sign Out

掌上无锡

App Information

Identifiers

SKU

com.guangxin.wuxi

Bundle ID

com.guangxin.wuxi

Apple ID

432738645

Type

iOS App

Links

View in App Store

Rights and Pricing


Manage Game Center

Set Up iAd Network

Delete App

Versions

Current Version



Version

1.0

Status

Waiting For Upload

Date Created

16 April 2011

View Details

这是状态变为了“Waiting For Upload”，这时就可以上传代码了

Done

Home

FAQs

Contact Us

Sign Out

Copyright © 2011 Apple Inc. All rights reserved.

Terms of Service

Privacy Policy

iTunes Connect


https://itunesconnect.apple.com/WebObjects/iTunesConnect.woa/wo/2.0.9.1

yi qian, Wuxi Guangxin Animation & Technology Company Sign Out


Add New App **Manage Your Apps**

Recent Activity [See All](#)

iOS App Recent Activity 2 Total



掌上无锡 1.0



风尚BOSS HD 1.0

出现这个图标，表示iTune connect配置成功

Search

Apple ID :

Status :

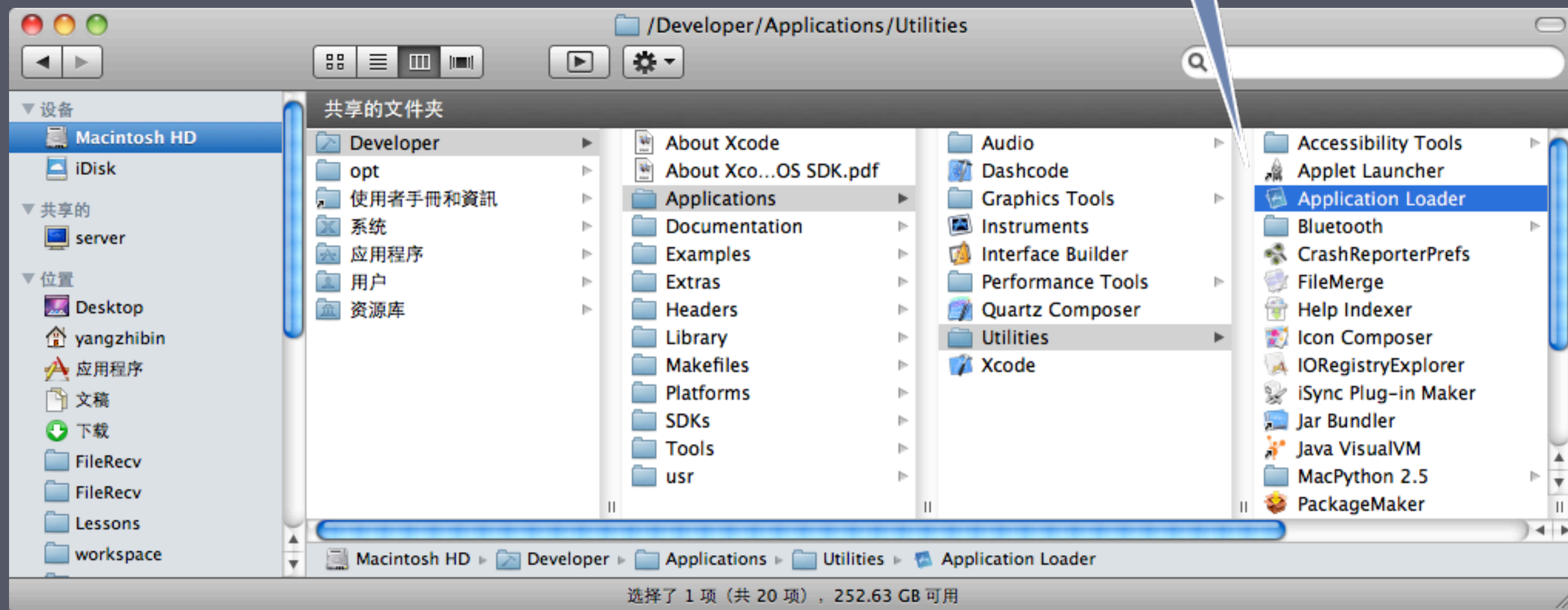
Developer Guides
[English](#)
[Japanese](#)
[Chinese \(Simplified\)](#)

App Loader Guide
[English](#)

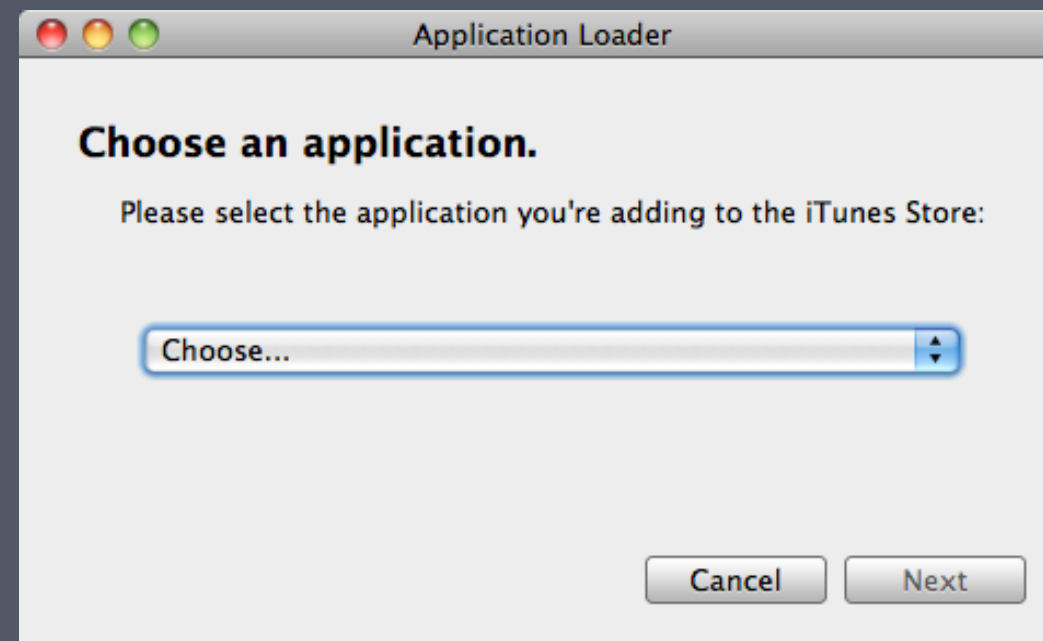
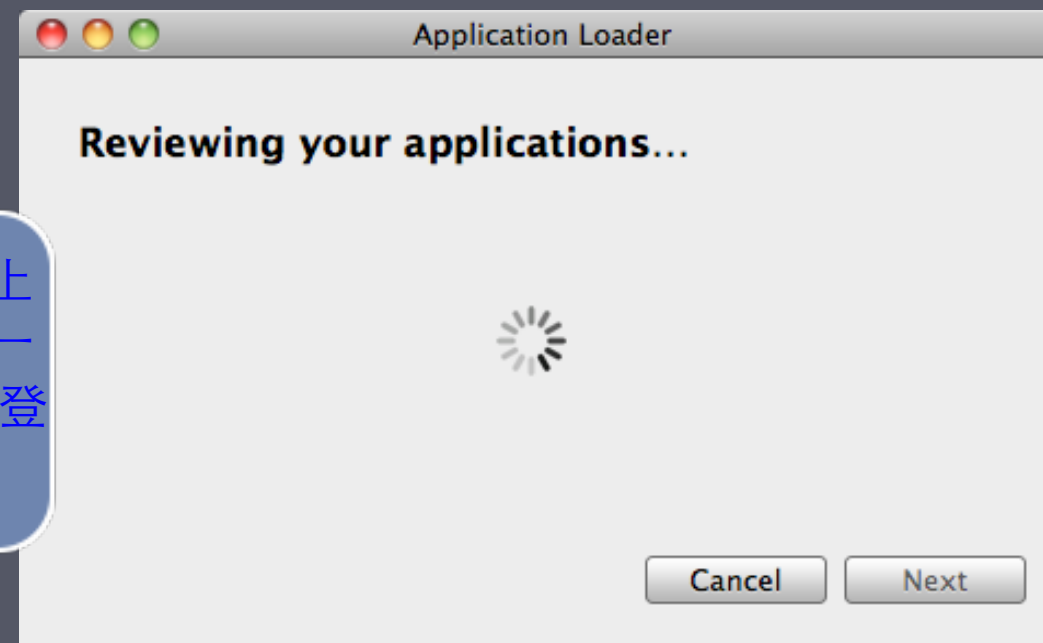
[Home](#) | [FAQs](#) | [Contact Us](#) | [Sign Out](#)
Copyright © 2011 Apple Inc. All rights reserved. [Terms of Service](#) | [Privacy Policy](#)

2.4 上传代码

找到Application Loader软件，
这个软件是用来上传代码的



该步骤是检索你是否有“没有上传代码”的应用，如果你是第一次使用该软件，那么会有一个登录的过程给你

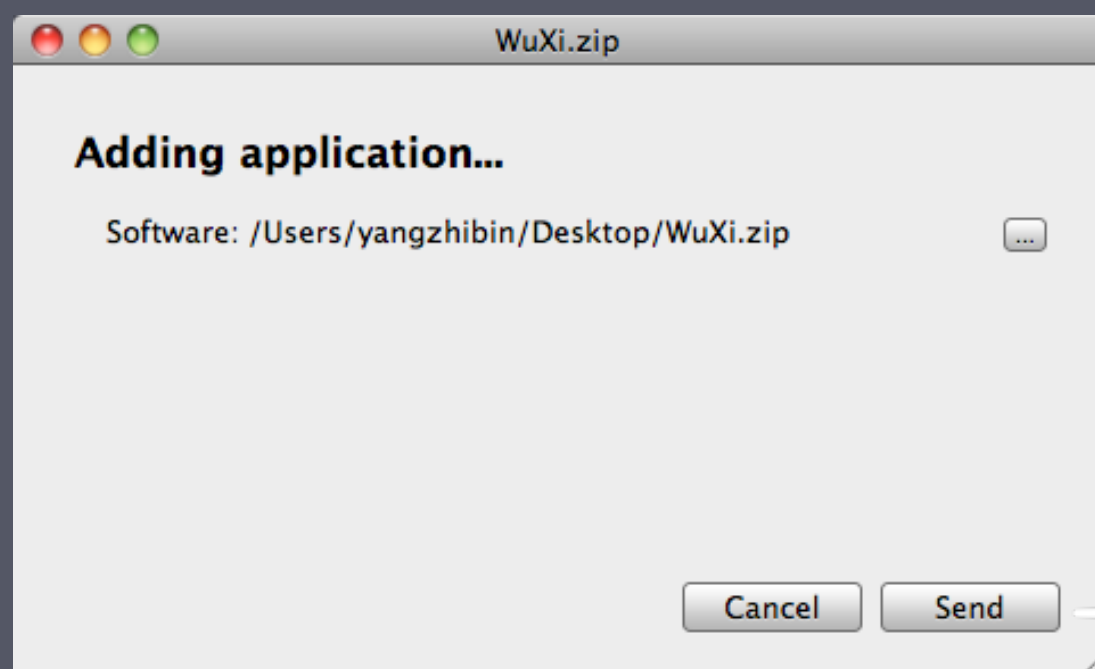
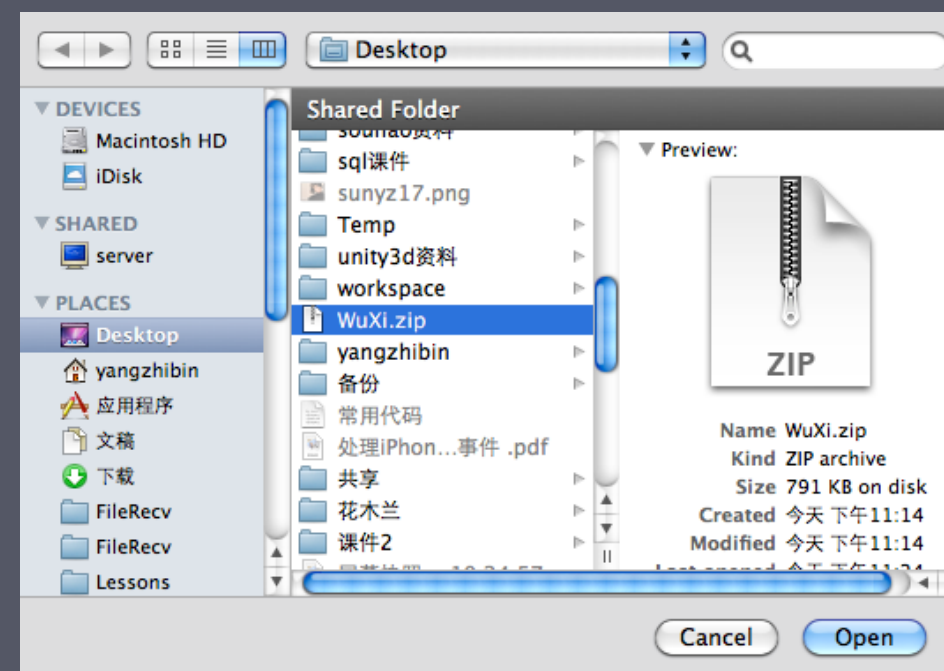


选择你的上传代码的应用



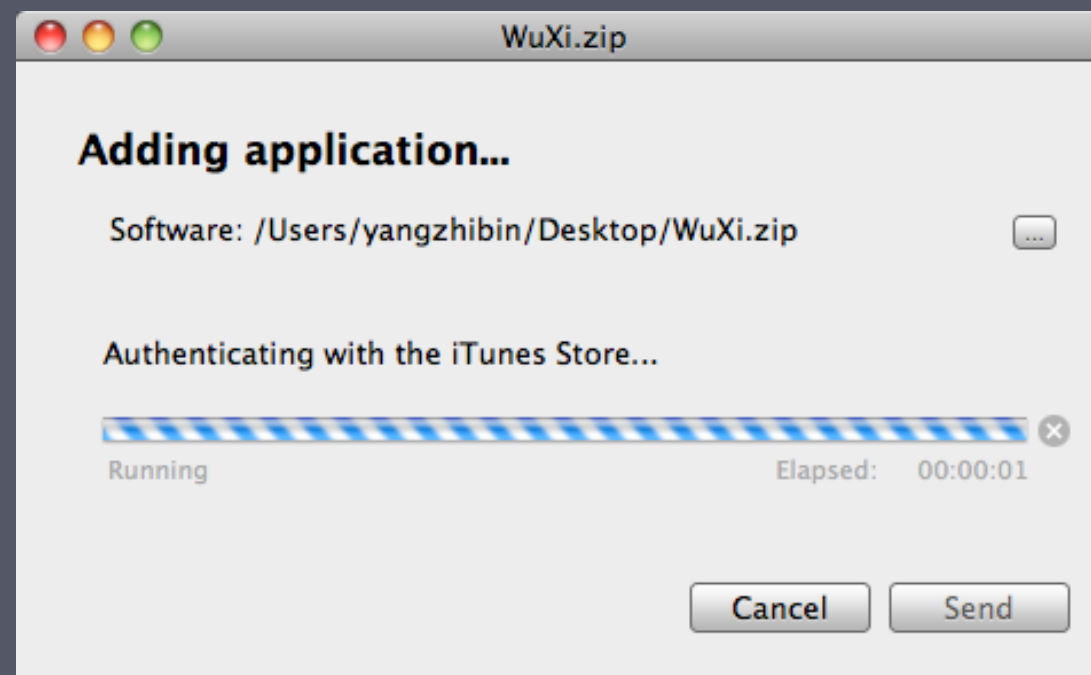


询问你是否在iOS4的系统中测试过

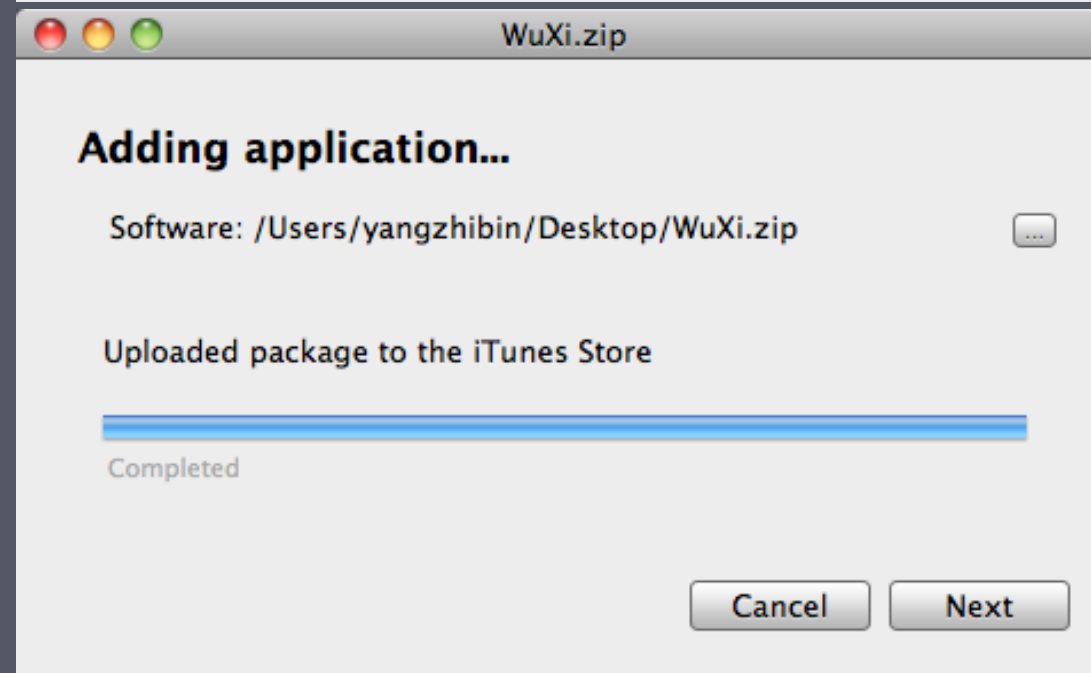


点击Choose, 选择刚才你打包的程序

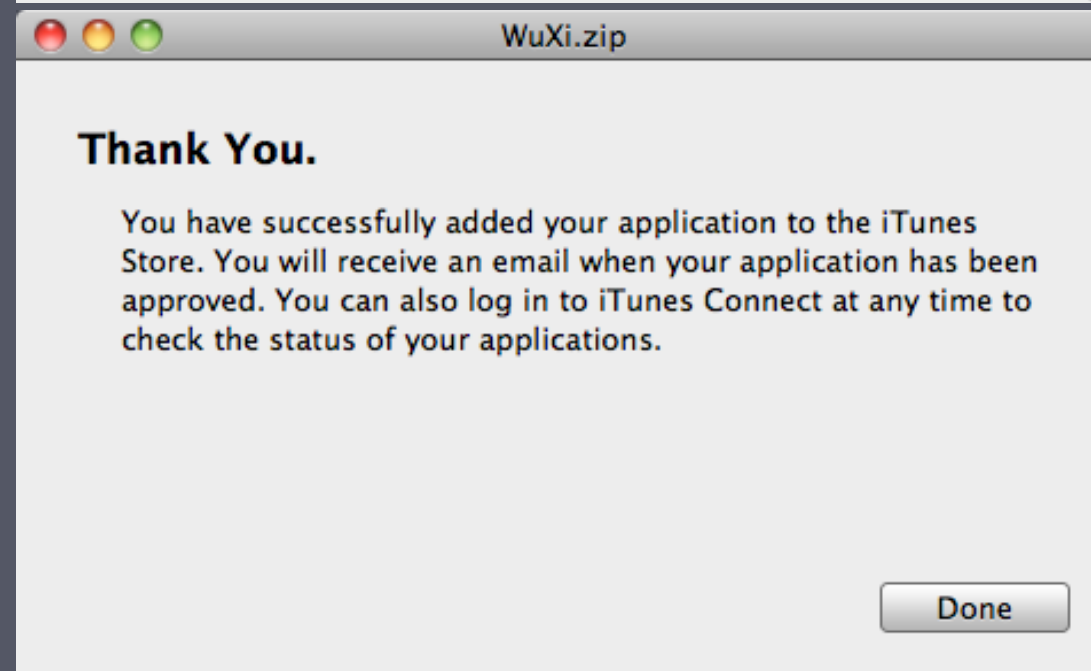
点击Send, 进行上传



上传的过程中



上传的结束



iTunes Connect

https://itunesconnect.apple.com/WebObjects/iTunesConnect.woa/wo/4.0.9.1

Google

百度 百度文库 搜搜 搜狗 我的空间 必应 有道 Google 我的邮箱 技术论坛 资源下载 常用网站 书签

iTunes Connect

yi qian, Wuxi Guangxin Animation & Technology Company [Sign Out](#)

掌上无锡

App Information

Identifiers

SKU com.guangxin.wuxi
Bundle ID com.guangxin.wuxi
Apple ID 432738645
Type iOS App

Links

[View in App Store](#)


[Rights and Pricing](#)

[Manage Game Center](#)

[Set Up iAd Network](#)

Versions

Current Version



Version 1.0

Status Waiting For Review

Date Created 16 April 2011

[View Details](#)

这时状态改成了“waiting For Review”，到这一步所有的任务已经完成，剩下的就是等待

[Done](#)

[Home](#) | [FAQs](#) | [Contact Us](#) | [Sign Out](#)
Copyright © 2011 Apple Inc. All rights reserved. [Terms of Service](#) | [Privacy Policy](#)